FOREST SAFETY NEWS

DECEMBER 2026 • Issue 4 / vol. 13



Navigating Change. Strengthening Safety.

By Cherie Whelan, CEO, BCFSC

As we look ahead to 2027, BC's forest industry continues to face uncertainty. Market instability, fibre constraints, rising costs, mill closures and changing forest management priorities are creating significant pressures across the sector. At the same time, wildfire risks, changing environmental conditions and evolving approaches to forest management are influencing not only where we work, but how that work gets done.

Despite these challenges, I remain optimistic about our industry's ability to adapt and move forward. We have a long history of working together to address difficult issues, and I believe that same commitment to collaboration will be essential as we navigate what lies ahead.

The forest is changing, and so is the work.

As we see greater emphasis on wildfire resilience, fuel management, partial cutting, thinning and salvage operations, we need to understand the changing risks these activities present. Remote and isolated work, access management and emergency response capabilities will become increasingly important. At the same time, we cannot lose sight of the persistent risks associated with falling, log hauling, manufacturing and other high-risk activities.

The BC Forest Safety Council's (BCFSC's) direction for 2027 is grounded in three priorities:

1. Continue what matters
2. Strengthen existing gaps
3. Anticipate new risks

This means building on our core programs while focusing on practical improvements that respond to industry's needs. Strengthening supervisor development, improving access to training and resources, supporting small employers, advancing technology and innovation and working with partners to address challenges such as remote emergency response are among the areas where we intend to focus our efforts.

But improving safety isn't just about programs, training or technology. It's also about how we learn from one another.

One area I am particularly passionate about is encouraging greater sharing of incidents and near misses across our industry. Every incident and near miss provides an opportunity to learn, yet too often, many valuable lessons remain within the workplace where they occurred. Sharing these experiences helps everyone learn and may prevent someone else from being seriously injured or killed and it can be shared confidentially without including identifiable details, helping protect privacy while still supporting learning.

I've often referred to near-miss reports as *gifts*. They give us an opportunity to identify risks and make improvements before someone gets hurt. But for people to continue sharing, they need to know their concerns will be heard, followed up on and acted upon. When we treat reporting as a gift rather than a problem, we build confidence that speaking up makes a difference.

So, my ask to everyone across our industry is simple: **please report and share your incidents and near misses.** Not to assign blame, but to better understand what happened, the conditions that contributed and what we can learn to prevent it from happening again.

Creating that kind of learning culture requires trust.

A quote that resonates with me is, *"Leadership is about influencing behavior, not demanding compliance. And you can't have influence without trust, communication and collaboration."*

I believe that applies as much to our work at BCFSC as it does to leadership throughout the industry. Meaningful change and continuous improvement cannot simply be directed or mandated. They come from listening, understanding the realities workers and employers face, and working together to find better ways forward.

There is tremendous knowledge, experience and commitment across our industry. By sharing what we learn, strengthening our partnerships and remaining open to new approaches, I believe we can continue to make meaningful progress, even in uncertain times.

Our collective goal remains unchanged: to see every forestry worker goes home safe. Every day.

Achieving that goal will take all of us, and I look forward to the work ahead.

Welcome to the Winter edition of Forest Safety News, covering news about safety topics in forestry. This is YOUR safety newsletter. We look forward to your input and feedback! Email the editor at **editor@bcforestsafe.org** or call **1-877-741-1060**.

What's Inside:

1 - 9	**Harvesting Safety**
10	**Work-Related Deaths & Injuries**
11 - 13	**SAFE Companies**
14 - 18	**Falling**
19 - 25	**Transportation & Northern Safety**
26 - 27	**Manufacturing Safety**
28 - 30	**Training**
31	**Health & Wellness**
32	**Kid's Corner**

What's New

Here is the latest on what we have to offer since September 2026. Find direct links to safety alerts, industry-specific resources, industry information and more to download and/or share with employees, industry and safety peers. And make sure to follow us on social media to stay up-to-date with the latest news. Follow us on Facebook, Instagram and LinkedIn.

Connection to Care – This mental health assistance program is a FREE, anonymous and confidential phone service designed to support forestry workers across British Columbia. **Call 778-247-2273 (CARE), Monday to Friday, 8:00am to 8:00pm (Pacific Time)** to speak with a trained mental health professional.

Medical Emergency Response Program – BCFSC is leading a sector-wide medical emergency response initiative to help improve emergency preparedness and response in forestry operations. A Bowtie Risk Assessment workshop took place in November, and the outcome recommendations are expected in spring 2027.

Training Calendar – Plan your 2027 safety training. Our in-person training calendar is now fully loaded on the BCFSC website. Take a look and see what's in store for 2027. Is there a course you see that you might want delivered directly to your organization? We also provide requested training bringing courses directly to your preferred location at a convenient time that works for you.

Share Your Manufacturing Safety Innovations – Manufacturing Safety Innovations play a vital role in keeping workplaces safe—and sharing those ideas can make a real difference across the industry. BCFSC is looking to highlight manufacturing safety innovations through eblasts, social media, and the BCFSC website to inspire safer practices on the job.

If you've developed or come across a safety innovation that others could benefit from, we'd love to hear about it! **Submit your idea** by emailing Bill Laturnus at blaturnus@bcforestsafe.org.

Safety Alerts – Alerts provide timely information on incidents and issues which cause, or result in, serious or fatal injuries. The alerts we send by email and post on our website are intended to raise awareness and educate industry so we can learn from each other's experience and effort. Here are the latest alerts from BCFSC and industry.

- **BCFSC Safety Alert of the Month** – Click on the link to see the latest monthly safety alert from BCFSC
- **Industry Alert** – Click on the link to see the latest industry provided safety alerts
- **Manufacturing Weekly Safety Alert** – Click on the link to see the latest weekly alert

To subscribe to our safety alert emails – Click Here

Industry News

Get the latest on industry news from:

- **WorkSafeBC Enews** – subscribe to Insight; WorkSafeBC's policy, regulation and research division e-Newsletter, Health and Safety Enews, Young Worker Enews and more.
- **WorkSafe Magazine** – WorkSafeBC publishes *WorkSafe Magazine* six times a year to inform, inspire and provide practical tips on a range of topical occupational health and safety matters. It's free to subscribe and available online.
- **Tree Frog Foresty News** – daily news with top stories and full news stories on the forest sector in North America and around the world.
- **Forest Enhancement Society of BC (FESBC)** – FESBC shares news and information about BC forestry.

Continued on page 3...



BC **Forest Safety**

Wishing you our very best for a safe, healthy and happy holiday season.

BCFSC Holiday Office Hours

Thursday, Dec 24	8am – 2:00pm
Friday, Dec 25	CLOSED
Monday, Dec 28	CLOSED (in lieu of Boxing Day)
Thursday, Dec 31	8am – 2:00pm
Friday, Jan 1	CLOSED
Monday, Jan 4 Regular hours resume	8am – 4:30pm

BCFSC offices in Nanaimo and Prince George will close at 2:00pm on Christmas Eve (December 24) and New Year's Eve (December 31).

Our physical offices will be closed between December 25 – January 1. Phone support will remain available during regular business hours (8:00am to 4:30pm) on December 29 and 30, and from 8:00am to 2:00pm on December 31.

As the year comes to a close, we'd like to thank everyone for their continued commitment to safety in BC's forestry sector. We appreciate the opportunity to support you and look forward to working together in 2027.

Continued from page 2...

- **Truck Loggers Association (TLA)** – a monthly newsletter and 1/4ly magazine (Truck Logger BC) offering stories from BC provincial forestry perspectives, information and updates.
- **Interior Logging Association** – the ILA insider is a 1/4ly newsletter featuring timber harvesting news, information and updates throughout BC.
- **Western Forestry Contractors' Association – The Cache** – The Cache is an online space to share wisdom, experience, information, tools and resources generated by the silviculture community.
- **Wood Pellets Association of Canada (WPAC) News** – read the latest news from WPAC and subscribe to receive the WPAC newsletter.

Industry Links

Road Safety at Work – visit Road Safety at Work for resources, webinars, workshops and news relating to road safety for you and your employees.

WorkSafeBC Announcements – check here for the latest information on WorkSafeBC policy and regulation updates, resource development, risk advisories and more.

Connection to Care Marks One Year of Service for BC Forestry Workers

It has been one year since we launched Connection to Care for BC forestry workers. Since then, more than 75 people around the province have accessed resources and therapeutic support through the BC Association of Clinical Counsellors.

Connection to Care is a free, confidential phone service available to anyone in forestry, anywhere in the province, no matter their role. Whether you work in silviculture, harvesting, log hauling, sawmills or wood pellet operations, this service is here for you. This program is especially helpful for those who may not have access to support through extended health benefits, an Employee and Family Assistance Program or a regular healthcare provider. You do not need to be in crisis to use this service—sometimes a conversation is all it takes.

Call 778-247-2273 (CARE) Monday to Friday, 8:00am to 8:00pm (Pacific Time).



Important Notice: Service Holiday Closure

Connection to Care will be closed for the holidays on **Wednesday, December 23 through Friday, December 25, 2026**, and on **Friday, January 1, 2027**. Regular service will resume on **Monday, January 4, 2027**.

Please note that call-in services will not be available during these closure dates.

We recognize that mental health challenges and the need for support do not take a holiday. While Connection to Care will be temporarily unavailable, we encourage anyone who needs support during this time to access alternative resources.

If you or someone you know is experiencing a mental health crisis or requires immediate assistance, during these times, please call **911**, their local emergency services or contact the BC Crisis Line at **1-800-784-2433**.

2027 BC Forestry Conferences & Events

Start planning for 2027 and register for these upcoming forestry-related conferences.

Conference	2027 Dates	Location	Information & Registration
82nd Annual Truck Loggers Association (TLA) Convention	Jan. 13 - 15	Vancouver, BC	www.tla.ca
24th Annual BC Natural Resources Forum	Jan. 19 - 21	Prince George, BC	www.bcnaturalresourcesforum.com
2027 Western Forestry Contractors Association Conference & Trade Show	Jan. 27 - 29	Victoria, BC	www.wfca.ca
Forest Professionals of BC 2027 Conference & AGM	Feb. 3 – 5	Victoria, BC	www.fpbc.ca
2027 Council of Forest Industries (COFI) Convention	Apr. 7 - 9	Prince George, BC	www.cofi.org
69th Annual Interior Logging (ILA) Conference and AGM	May 6 - 8	Kamloops, BC	www.interiorlogging.org
2027 Interior Safety Conference	May 5	Kamloops, BC	www.bcforestsafe.org/news-events/safety-conferences/
2027 Indigenous Resource Opportunities Conference	June 8 - 10	Nanaimo, BC	www.bciroc.ca
2027 Vancouver Island Safety Conference – 20th Anniversary	Oct. 17	Nanaimo, BC	www.bcforestsafe.org/news-events/safety-conferences/





Celebrating the 2026 Leadership in Safety Award Winners



Each fall, the BC Forest Safety Council recognizes individuals who go above and beyond to make forestry safer for everyone. Since 2008, the Leadership in Safety Awards have celebrated outstanding contributions to safety in three key areas: harvesting, manufacturing and lifetime achievement.

These awards recognize individuals whose commitment to safety extends beyond their day-to-day responsibilities. Through leadership, mentorship, collaboration and innovation, they have made a lasting impact on the people and organizations around them. This year's recipients represent the very best of BC forestry and demonstrate what can be achieved when safety is treated as a core value rather than simply a requirement.

Cary White Memorial Lifetime Achievement Award

Presented to someone who has demonstrated a long-standing commitment to improving safety awareness, expanding safety knowledge and building a lasting culture of safety within the forestry industry.

2026 Recipient: Mike Milholm, retired WorkSafeBC

For more than two decades, Mike Milholm dedicated his career to advancing forestry safety in British Columbia. Known for his practical approach, extensive knowledge and commitment to collaboration, Mike earned the respect of workers, employers and safety professionals throughout the province. Throughout his career, he worked tirelessly to help organizations improve their safety performance and find solutions to complex workplace challenges.

Mike's contributions extended well beyond his professional role. As a member of the Vancouver Island Safety Conference Steering Committee for 18 years, he played an instrumental role in helping shape one of BC's most respected forestry safety events. Through mentorship, relationship building and a genuine commitment to helping others succeed, Mike has left a lasting legacy that continues to influence forestry safety today.

Forest Safety Most Valuable Player (MVP) Award

Recognizes an individual or group who has made a significant contribution to safety in forest harvesting and silviculture operations through leadership, innovation or sustained efforts to improve workplace safety.

2026 Recipient: Jordan Tesluk

Jordan Tesluk was recognized for his leadership and commitment to safety within the silviculture sector. Drawing on his own experience as a tree planter, Jordan has developed a practical understanding of the challenges faced by workers in the field and has dedicated his career to improving conditions for crews across Western Canada.

Through his work with forestry companies throughout BC and Alberta, Jordan has helped strengthen safety programs, support workers and develop practical solutions that address real-world challenges. His ability to connect with people, build trust and engage workers has made him a valued resource for employers, supervisors and crews alike. Through training, education and ongoing support, Jordan continues to make a meaningful difference in the safety and well-being of silviculture workers.

Continued on page 6...

Continued from page 5...

Manufacturing Safety Most Valuable Player (MVP) Award

Honours an individual or team who has made a notable impact on safety in wood products manufacturing by demonstrating leadership, collaboration and initiative in creating safer workplaces.

2026 Recipient: Scott Wynn, Landsong Heritage Consulting

Scott Wynn has made significant contributions to safety within BC's wood products manufacturing sector throughout his career. Known for his collaborative approach and commitment to continuous improvement, Scott has earned a reputation for bringing people together to share knowledge, solve problems and strengthen workplace safety.

Through leadership roles with Interfor, Tolko and Landsong Heritage Consulting, along with his involvement as former Chair of the Manufacturing Advisory Group, Scott has supported initiatives that provide practical tools, resources and training to manufacturing operations across the province. His willingness to share expertise, support others and champion learning has helped advance manufacturing safety and foster stronger safety cultures throughout the industry.

Congratulations to all of this year's recipients. Their leadership, dedication and commitment to protecting workers continue to strengthen BC's forestry industry and inspire others to make safety a priority every day.

Want to recognize a safety leader in your organization? Nominations for the 2027 Leadership in Safety Awards are now open. Individuals, crews, teams, contractors, companies, suppliers, consultants and trainers are all eligible to be nominated for their contributions to forestry safety. Visit the BCFSC website for nomination details and help recognize the people who are making a difference in forestry safety across BC.

19th Annual Vancouver Island Safety Conference Highlights

Over 250 forestry professionals attended the 19th Annual Vancouver Island Safety Conference (VISC) on Saturday, October 17, 2026, at the Vancouver Island Conference Centre in Nanaimo, BC. This year's theme, *"Built to Last: Stronger Teams, Strengthening Safety,"* focused on the importance of collaboration, leadership and supporting one another to build safer, stronger workplaces across BC's forestry sector.

The day began with opening remarks from Cherie Whelan, CEO of the BC Forest Safety Council, who reminded attendees that safety starts with working together and encouraged everyone to share ideas and learn from one another. She stressed that open conversations and looking out for one another are at the heart of a strong safety culture.

The first keynote speaker, Paul Krismer, drew on the principles of positive psychology and explored how workplace culture influences safety performance, engagement and organizational success in his presentation, *Powerful Safety Cultures in the Mature Economy*. His core message was that strong safety cultures are built by investing in people and he encouraged leaders to focus on recognizing strengths, building trust and creating environments where employees feel valued and connected to their work.





Harvesting Safety

Continued from page 6...

The second keynote presentation featured Darcy Kulai and Dan McMillan, who delivered a powerful message about young worker safety. Darcy shared his personal story of a life-changing sawmill incident he experienced as a young worker and spoke candidly about the challenges he faced during his recovery. Together, Darcy and Dan highlighted the importance of worker orientation, mentorship, supervision and creating workplace cultures where people feel comfortable asking questions and raising concerns. Their presentation served as a powerful reminder that supporting young and new workers is everyone's responsibility.

The final keynote speaker, Mike Kay, brought more than four decades of emergency response experience to his presentation on emergency preparedness in BC forestry. Mike emphasized that emergency response plans must be living documents that are regularly reviewed, tested and updated. He challenged attendees to think beyond simply calling for help and consider what actions workers need to take during the critical minutes before professional medical responders arrive. His presentation reinforced the importance of planning, training, communication and preparedness for remote forestry operations.

Additional presentations highlighted emerging issues within the industry. Bill Laturnus provided an overview of upcoming combustible dust regulations and shared practical resources available to help manufacturing facilities prepare for implementation in 2027. Cherie Whelan and Marcy Boyd introduced the Connection to Care program, a free and confidential mental health support service available to forestry workers throughout BC. Their presentation reinforced the importance of recognizing psychological health as a critical component of workplace safety.

The VISC Steering Committee extends its sincere thanks to all volunteers, exhibitors and sponsors who helped make this free conference possible. Click here to download the 2026 conference wrap-up or visit the BCFSC website for details on next year's event.







SAVE THE DATE:

The 20th Annual Vancouver Island Safety Conference 2027 is Saturday, October 16, 2027.

Registration will open in July 2027.

WorkSafeBC News & Updates

Amendments to Respirator Face Seal Now in Effect

Amendments to Part 8 of BC's Occupational Health and Safety Regulation related to respirator face seals came into effect on November 6, 2026. The changes clarify existing requirements and introduce consistent terminology for *tight-fitting respirators*. The amendments do not change existing health and safety requirements for using respirators.

Employers must continue to ensure respirators are properly selected, workers receive fit testing, user seal checks are completed before each use and nothing interferes with the respirator's seal or proper function. Workers are still required to participate in fit testing, perform seal checks and report any condition that could affect the respirator's fit.

WorkSafeBC has released several updated resources, including revised respiratory protection guidance, a new guideline on effective seals for tight-fitting respirators and updated respirator program templates.

Read the full update and access the new resources on the WorkSafeBC Respiratory Protection webpage.

Latest News Release: Slips, Trips and Falls Continue to Take a Significant Toll on BC Workplaces

Injuries due to slips, trips, and falls increase by 37% during the winter months. Slips, trips and falls on the same level account for nearly 7,000 accepted WorkSafeBC claims each year, representing about 12 per cent of all accepted claims. These injuries result in an average of 500,000 lost workdays and more than $200 million in annual claim costs. Tragically, between 2021 and 2025, 11 workers died due to falls on the same level.



Read the full details of this news release by clicking here and learn how you can help prevent injuries from these incidents.

Consultation on Proposed Amendments to Part 8 of the OHS Regulation

WorkSafeBC is requesting feedback on proposed amendments to Part 8, Personal Protective Clothing and Equipment — Standard of Fit. Feedback will be accepted online, or by email, or mail until 4:30pm on December 4, 2026. Visit WorkSafeBC for more information.

WorkSafe Magazine - Fall 2026 Issue

The latest issue of WorkSafe Magazine features several articles that are relevant to forestry employers. Take a few moments to read the articles below and see what might apply to your operations.

Policy notes: Preparing for regulatory updates

Several changes to the Occupational Health and Safety Regulation will take effect in 2027. They are intended to improve workplace health and safety and clarify employer responsibilities.

Ask an officer: Training and orienting new and young workers

Every worker needs the knowledge and skills to do their job safely. That starts with effective orientation and training and continues through ongoing supervision and support. By investing in worker training, employers can help prevent injuries and create safer workplaces.

2024 Investigation Report Summary

WorkSafeBC has released the summary of an investigation report into a 2024 fatal forestry incident. Click here to access the report.

OHS Guidelines in Preliminary Posting

New and revised OHS guidelines are posted for a 60-day preliminary period during which time the stakeholder community can comment and request revisions. Feedback on the following will be accepted until 4:30pm on December 14, 2026.

G16.43 Lift trucks – Rotating telehandler standard and operator training

If you have questions or comments, please email regpraconsult@worksafebc.com.

BC Wildfire Service

Updated S-100 Training Standard and Endorsement Process

In February 2026, BC Wildfire Service announced an updated S-100 instructor endorsement process with new course materials. The updated S-100 Training Standard is a critical step toward providing clearer standards and oversight for all S-100 providers. The new standard outlines the minimum requirements for any training delivery called or referred to as the S-100 Basic Fire Suppression and Safety in BC. The standard also includes annual requirements to maintain certification currency.



S-100 instructors must be endorsed by completing the online application through Shift iQ. Endorsed instructors have access to updated course materials within the online Shift iQ portal.

The deadline is approaching to apply for endorsement. Previously endorsed S-100 instructors who have not yet completed the online application must do so by **January 1, 2027** to maintain their endorsement with BC Wildfire Service.

Instructors who have not completed the updated endorsement process by January 1, 2027 will no longer be recognized as endorsed S-100 instructors. **Any S-100 courses delivered after this date by instructors without a current BC Wildfire Service endorsement will not be recognized and certificates issued to participants will not be valid.**

If you have already applied and been endorsed through, you do not need to apply again. You will only need to complete the short annual re-endorsement questionnaire to maintain your endorsement.

Important reminders:

- The new S-100 includes the S-185 Fire Entrapment and Avoidance Safety content.
- To maintain S-100 certification individuals must complete the full S-100 course in person every five years as well as the S-100A (online or in person) annually.
- The S-100A content is also being updated to align with the updated S-100 materials and the new training standard and will be available soon.

For more information, visit the BC Wildfire Service S-100 Instructor web page.

Work-Related Deaths & Injuries

WSBC Accepted Harvesting Work-related Death Claims

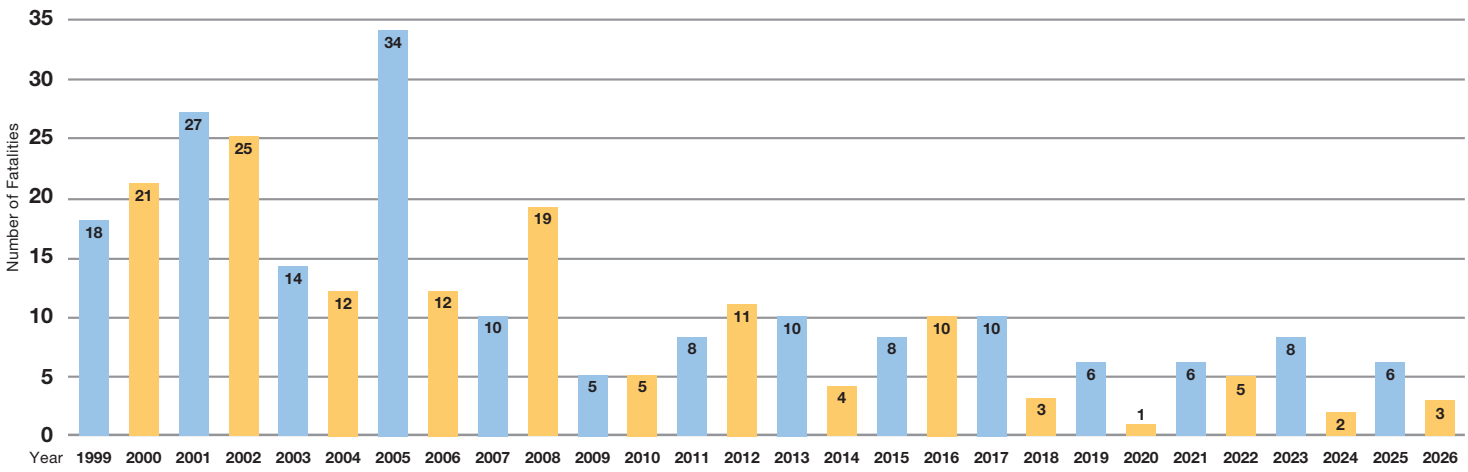

This information represents the number of harvesting work-related deaths by year in BC, up until November 2026.

Since our last publication, another worker was fatally injured in BC's forestry industry. There have been three harvesting fatalities in 2026. We extend our deepest condolences to the families, friends and colleagues of those who lost their lives, and to all those affected by these tragic events.

FATALITIES

Injury: Fatal
Location: Williams Lake, BC
Date of Incident: October 2026
On September 29th, 2026, a worker was fatally injured after being struck by a tree during a manual tree falling operation west of Williams Lake.

Read the BCFSC Fatality Alert

Recent work-related incidents reported to WorkSafeBC

The following is the list of work-related incidents recently reported to WorkSafeBC. We share these in the hope they may help prevent similar incidents from occurring in your workplace.

HARVESTING

Injury: Injuries to head
Core Activity: Brushing and weeding or tree thinning or spacing
Location: Lower Mainland
Date of Incident: July 2026
A worker was conducting work around a tree-trimming operation when they were struck by a branch dropped from about 30 feet above.

MANUFACTURING

Injury: Fractures
Core Activity: Wooden component manufacture
Location: Lower Mainland
Date of Incident: May 2026
As a worker walked past a recycling bin beside a walkway, they caught their foot on the bin and stumbled.

TRANSPORTATION

Injury: Smoke inhalation
Core Activity: Log hauling
Location: Interior B.C.
Date of Incident: June 2026
A worker was exposed to smoke when a fire occurred in the battery storage area of an excavator.

New for 2026: EMAP Audit Tool

Earlier this year, BCFSC launched a new BASE Maintenance Audit tool called the **Enhanced Maintenance Audit Protocol (EMAP)** that was developed with BCFSC, WorkSafeBC and the SAFE Companies Advisory Committee (SCAC). This new tool is available to qualifying BASE-sized companies and will help organizations strengthen their safety management systems and improve their safety performance. To date, feedback has been very positive, and we're excited to see the impact this new tool will have.

To find out if you are eligible to use the EMAP Audit Tool, contact SAFE Companies at 1.877.741.1060 or email us at safeco@bcforestsafe.org.

First Aid Regulation Reminder

It has been two years since the First Aid regulatory changes came into effect on November 1, 2024, but we're still seeing a number of companies that haven't fully implemented the requirements at their worksites.

Some of the most common gaps we continue to see include:

- Not using the updated First Aid Assessment form
- Not conducting required first aid drills
- Not upgrading first aid kits to meet current standards

Take a few minutes to review your program and make sure you're meeting all current regulatory requirements.



SAFE Companies Audit Scoring Requirements

As audit season continues, it's important for companies to understand the minimum scoring requirements needed to achieve SAFE Companies certification and maintain good standing in the program. These requirements help ensure that safety management systems are not only in place but are being effectively implemented and maintained.

A reminder that **80% remains the minimum passing score for all SAFE Companies audits.** To meet this requirement, companies must achieve at least:

- **11.5 out of 14** on IOO audits
- **19.5 out of 24** on ISEBASE and SEBASE audits

For BASE audits, there is an additional requirement. Every individual question must receive a minimum score of 50%. This helps ensure there are no significant gaps in your safety management system by requiring each section of the audit to meet a minimum standard.

Reviewing audit requirements before starting the process can help identify potential gaps early and improve the likelihood of a successful outcome. If you have questions about scoring requirements or preparing for an audit, the SAFE Companies team is available to help. Give us a call at 1.877.741.1060 or email us at safeco@bcforestsafe.org.

Real Time Audit Reviews Continue to Grow

2026 was another successful year for the Real Time Audit Review program.

Audit review sessions held at the Interior Logging Association and Interior Safety Conference in April were once again well attended. In October, we also held a review session for the growing Gorman Bros. Group, which was formerly part of the Princeton Weyerhaeuser Group.

We always encourage more companies to participate. Real Time Reviews. They are a great opportunity to review your audit with feedback and support from SAFE Companies Advisors. Here's what you get:

- **It's free.** There is no cost to participate, making it an easy way to receive additional support during the audit process.
- **Get valuable feedback right away.** Audit reviewers can identify gaps, answer questions and provide clarification on requirements, saving you time and reducing guesswork.

Continued on page 12...

Continued from page 11...

- **Learn from the experts.** Participants receive guidance from experienced SAFE Companies Advisor who can walk you through the audit process, explain scoring requirements and help ensure your documentation is complete.
- **Improve your safety management system immediately.** Feedback can be applied on the spot, allowing you to make updates and strengthen your safety management system before submitting your audit.
- **Save time and avoid rework.** Addressing issues early can help prevent delays, reduce follow-up questions and increase confidence that your audit submission meets program requirements.
- **Build a stronger understanding of the audit process.** You'll leave with a clearer understanding of expectations and ideas for continuous improvement.

If you have a large group of small contractors, SAFE Companies can bring Real Time Audit Reviews directly to your location and review audits on the spot. To learn more or schedule a session, call 1.877.741.1060 or email safeco@bcforestsafe.org.

2026 Site Visits

Despite staffing challenges and another difficult wildfire season, SAFE Companies site visits were well received in 2026.

When a SAFE Companies Safety Advisor visits your site, it gives you the opportunity to work directly with them in the field to complete your SAFE Companies maintenance audit. Not only does it give you a chance to ask questions and discuss any challenges face-to-face, but it also replaces the traditional paper audit submission which can be an administrative burden, especially for smaller operations.

Companies that schedule site visits with SAFE Companies Safety Advisors typically score better on their audit because information isn't accidentally missed or overlooked and some audit questions can be verified through workplace observations and conversations with workers and supervisors.

If your company is in a maintenance year in 2027, you may receive a call or email inviting you to schedule a Site Visit Audit. We recommend you take advantage of this great opportunity. We can help you complete your audit on site and offer you valuable insights and ways to improve your safety program.

What Should You Report If You Had Little Work During Your Reporting Year?

If your company had limited operational activity during the reporting year, you may be wondering what information needs to be included in your audit. The answer to that question is that the audit process remains largely the same, even when operating periods are reduced.

Any reportable work requires a full audit submission. Reportable work includes any month in which assessable payroll was reported to your WorkSafeBC account.

On Page 2 of the Small Employer Audit Tool, within the Company Profile section, you are asked to declare the maximum worker count for each month you operated. For months when no assessable payroll was reported to WorkSafeBC, enter **0**. For months in which work was performed, enter the maximum number of workers for that month.

The remainder of the audit is completed as it would be for any other reporting year, with one exception.

For **Question 11**, you are required to submit monthly safety meeting minutes for each month in which you operated. For example, if your company only worked during six months of the year, you would only need to submit six monthly safety meeting records, not twelve.

Most audit questions require only one example from the current reporting year. Even if you operated for only part of the year, you are still expected to maintain the required safety records and documentation during those active months. This may include:

- One Emergency Response Plan (ERP)
- One First Aid Assessment
- One Worker Assessment
- One Tailgate Meeting Record
- One Hazard or Close Call Report
- One Site Inspection Report

If you're unsure what documentation to submit because of reduced operating activity, contact us and speak with a SAFE Companies Safety Advisor. We can help clarify what your need to submit in your annual audit submission. Contact SAFE Companies at 1-877-741-1060 or email us at safeco@bcforestsafe.org.

What Is a "No Work Audit"?

A common question we receive is about audit submissions when there is no work to report. When a company has had no work to report in the 12 months prior to their audit submission due date, they COULD declare a No Work Audit. Unfortunately, many audits we receive are submitted incorrectly as "No Work Audits," which can lead to audit failure and the need to complete a new audit submission.

Understanding what a No Work Audit is, and if it applies to you, can save time and help ensure your audit is submitted correctly the first time to maintain your SAFE Companies Certification.

When Does a Company Qualify for a No Work Audit?

A No Work Audit applies only when *no work activity has occurred during the 12 months prior to the audit submission date*.

To qualify:

- No workers were hired.
- No contractors or subcontractors were hired.
- The owner did not perform any paid work that required insurance coverage through the company's WorkSafeBC account.
- No assessable payroll was reported to WorkSafeBC.

It's important to remember that SAFE Companies certification applies to all company work activities, not just forestry-related work. If a company, its workers, contractors or owner performed any work that resulted in assessable payroll being reported to WorkSafeBC, an audit must be submitted with reported work.

We see a significant number of audits submitted incorrectly as No Work Audits. In many of these cases, companies had work activity during the reporting period but didn't realize it needed to be reported.

When an audit is submitted as a No Work Audit because the work was not forestry related, the audit fails and a new audit submission is required. This can create unnecessary delays, particularly for companies that need SAFE Companies certification to secure contracts.

Reporting Worker Counts

Small Employer audit tools include a Company Profile section where companies report their maximum worker count for each month of the reporting year.

For an audit to qualify as a No Work Audit, the worker count must be reported as zero (0) in all 12 months. If work was performed at any time during the reporting year, even for a single day, and the company's WorkSafeBC coverage was activated, the audit must be completed as an audit with work and all related reporting requirements must be met.

No Work Audits for Individual Owner Operators (IOOs)

Because IOOs are not permitted to hire workers or contractors, a No Work Audit for an IOO simply means the owner did not perform any paid work requiring them to provide their own WorkSafeBC coverage during the reporting year.

Completing online training, developing safe work procedures or preparing an audit does not count as reportable work if no compensation was received.

While reporting requirements are reduced, IOOs must still complete several audit requirements, including:

- Reporting zero workers for all 12 months of the reporting year.
- Providing written responses to applicable audit questions.
- Submitting a site-specific Emergency Response Plan (ERP) for the home office location, including a check-in procedure.
- Submitting at least one Safe Work Procedure (SWP).

No Work Audits for ISEBASE and SEBASE Companies

ISEBASE and SEBASE companies may also qualify for a No Work Audit if they had no workers, contractors or paid work activities requiring WorkSafeBC coverage during the reporting year.

Although fewer documents are required, companies must still demonstrate that key safety management processes are in place. In most cases, this involves completing audit questions and submitting reporting forms, even if they are blank, that show the company is prepared to meet reporting requirements when work begins.

Companies must also submit:

- A site-specific ERP for their home office location.
- Emergency response procedures covering injuries, fires, fatalities and natural disasters.
- A blank Emergency Response Plan drill form.
- Responses to applicable audit questions and other required documentation identified in the audit tool.

If you're unsure whether your company qualifies for a No Work Audit, or if you have questions about what documentation is required, contact a SAFE Companies Safety Advisor before submitting your audit. A quick conversation can help avoid delays and ensure your audit is completed correctly. Call 1-877-741-1060 or email safeco@bcforestsafe.org.

Honouring the Legacy of David “Dazy” Weymer

BCFSC is mourning the loss of David (Dazy) Weymer. After a courageous battle with cancer, Dazy passed away on Saturday, September 26, 2026.

Dazy was well known in BC forestry with over five decades of logging experience including four of those working as a certified faller. He was a member of the BCFSC Program Committee and co-chair of Falling Technical Advisory Committee (FTAC), the FTAC rep for both the Coast Harvesting Advisory Group and the Faller Standard Advisory Committee.

He was one of those rare people who reached way beyond the work he did. Yes, he was a respected faller, trainer and safety advocate, and his contributions helped shape forestry safety. He shared his knowledge freely, challenged fallers to be better and genuinely cared about every one of us in forestry. His impact can be found throughout the industry in the countless people he trained and mentored. But what stands out most is who he was.

He was the guy you called when you needed advice. The guy who would take the time to teach someone coming up in the industry. The guy who wasn’t afraid to speak his mind, but who did so from a place of caring deeply about people and the future of forestry. He earned respect not because he demanded it, but because of the way he carried himself and how he treated others.

For many, Dazy was larger than life. He was a storyteller, a musician, a teacher, a mentor and a friend. He made people laugh, made them think and often made them better at what they did. Whether you worked alongside him in the bush, sat in one of his training courses or shared a conversation over coffee, chances are you walked away having learned something.

The loss extends far beyond the forestry community. He was fiercely loyal to his neighbours, friends and, most importantly, his beloved wife Chrystal and family. They shared Dazy with an industry for many years and we are all better for it.

BC forestry has lost one of the greats. One of its strongest voices for safety and one of the people who helped make our industry what it is today. The woods will seem a little quieter without him, but his legacy lives on in the people he taught, the lives he touched and the friendships he built along the way.



He was a highly respected faller and an expert in dangerous tree blasting. He played a crucial role in the training and development of new loggers, fallers and faller blasters. He trained over 100 faller blasters through the Danger Tree Blasting Program and was instrumental in the original development and delivery of this program.

His passion for falling and forestry safety combined with his wealth of knowledge, experience and expertise made Dazy a key contributor and subject matter expert for various organizations. His primary focus was always getting the crew home safely at the end of the day.

To truly capture who Dazy was and the impact he left on those who knew him, the BCFSC reached out to his colleagues in industry to gather tributes.

Continued on page 15...

Falling

Continued from page 14...

"My most memorable, and the friendship impact Dazy had on me, came about 15 years ago and remained till his passing and beyond.

We all have dramatic and traumatic events happen in our lives whether it is dealing with work issues, family, parent illnesses, traumatic event with a child, marriage, partnerships, relationships, financial, personal health, whatever it is, we all go through it at some point.

I believe we were designed to be able to handle these events maybe one or two at a time. But there comes a time when it seems that there are a bunch of these life things happening all at once and we simply don't see it and with me my ego made me think I could handle it.

I will be ok! Ya right!

Dazy was a great observer, and he could see right through me. He was an amazing listener and didn't say a whole lot and knew I probably couldn't hear him. He was just there!!

Then one day he walked up to me and handed me a note, it had a name and a phone number on it. He said "They are expecting your call, when you are ready. The first session has been paid for, and I don't expect it back. All I request is you pay it forward."

Dazy changed my life and in all likelihood saved it. It was the start in receiving the professional help I desperately needed!! I can't Thank him enough! So, so forever grateful!!

That is who Dazy was, and I am sure in his quiet way he helped many others. He was full of kindness, sincerity, generosity and love, and the list goes on!

I simply cannot say enough. He will be sadly missed!!"

- Bill Bolton

"I really respected Dazy's calm, objective view on things. I would reach out to him about personal or relationship matters, as well as moral dilemmas that arise in the workplace. His advice was always sound and highly appreciated."

- Jacob Vandort

"I knew Dazy from way back in the logging industry. One of Dazy's first jobs when I first knew him was, he was working on a wooden spar tree on the north coast with a fellow who we had recently completed new faller training on Sointula. Dazy always had a lot of time to talk about the old days and to share his knowledge and his interest around blasting as a progressive into new forest training into the forest industry. Dazy did have a chance to work with Western Forest Products and developing yarding crews before he passed on. His interest in explosives was his passion, and he was able to pass on a lot of experience and training to the forest industry, which will never be forgotten. He will dearly be missed by his fellow workers and friends. Another icon in the forest industry has passed on."

- Steve Telosky

"I met Dazy for the first time in 2007. On that day, I remember thinking "damn! If we could all strive to be a little more like this guy, the world would be a better place". Over the years I have felt and witnessed Dazy's amazing advocacy for faller safety. His no-BS approach always came across with a kind heart and usually finished with that infectious smile. Although Dazy leaves a void that may never be filled, he also leaves a legacy. Let's all raise our glass to an exemplary human! Dazy, you'll be forever missed."

- Shaun Phoenix

"I think the thing I respected most about Dazy was his ability to have an open mind and genuinely listen to others when they had different views or ideas than his own. He was quite obviously a highly intelligent person with a depth of experience and knowledge, but rather than using that in the way of "Therefore, my way is the right way...", he had a sense of curiosity and humility where he genuinely wanted to hear other points of view and used his experience and knowledge to suggest solutions or offer insight, rather than to persuade the other party to change their views to match his own. His genuine goal at the end of the day was to make positive change and he recognized that was not something that could be done alone and that having a diverse range of perspectives and experiences was a positive thing.

There have been a few different things over the years that we initially disagreed on, including the gendered language issue. At first his advice to me was that while in theory its a small ask and would be a positive change in the industry, he felt the industry wasn't ready for it and that I didn't have enough experience or credibility yet to demand change in that way. That I would lose respect from the group if I continued to push the issue and that it would have little impact if the group didn't respect me. While that was hard feedback to receive, he was able to deliver it in such a way that I knew it was coming from a place of genuine care and concern. Then, when I expressed to him that it was such an important issue to me that I felt I had to do something about it, he worked with me to find a way that would be better received. When I suggested it would be better received if it came from someone such as himself, he had no issue taking on that role. While that seems like a small thing, it is incredibly rare and something nobody else has done. It is one thing to be able to stand up for something you personally feel strongly about, but when it is done in support of a group you are not part of, that says something about your character.

I don't think I would have been as successful at pushing that issue without support from Dazy. His approach to working through conflicts and creating positive change through differences of opinion is something I strive to emulate and knowing and working with him has made me a better person."

- Kaitlin Scown

Continued on page 16...

Continued from page 15...

"I had the opportunity to work with Dazy on several projects, including faller supervisor training, resource material development for the BC Faller Training Standard and blasting a few trees on wildfire incidents.

His sensible approach to most situations was calming and reflected both experience and a genuine passion for faller safety, often with a healthy dose of practicality.

I remember him describing the challenges faced by those entering our profession.

What he said resonated with me as I did not grow up in the forest industry.

He described what it takes to get up in the wee, dark hours on a wet, sleety morning and get going to a new worksite, with the unknowns haunting the drive to work. That challenge alone is enough to persuade a good number of potential young workers to stay home.

As daylight comes, the plan comes together and when the cutting goes well, there is a feeling of confidence and accomplishment that can be empowering. The confidence he imparted to those he influenced, both new workers and others who were fortunate enough to spend time with him, is a lasting gift.

I'm one of the lucky ones to have been a colleague and a friend.

I'm thankful for the time I was able to spend with him."

- Neil Campbell

"I first met Dazy in 2002 during a danger tree blasting course he was instructing. At the time, he was working as a bull bucker in WFP's Port McNeill division. We connected right away, sharing the same beliefs and values.

Over the years, I had the opportunity to work alongside Dazy through several danger tree blasting courses, training Interfor contract bull buckers. We also served together on the FTAC committee for several years. Dazy was a strong supporter and driving force behind the committee, and he was highly respected for his dedication and contributions. He also worked with Interfor as a contract falling supervisor.

Beyond his work in the forestry industry, Dazy had a passion for tree climbing, kayaking, and singing. He was also a pillar in mentoring young and upcoming fallers, sharing his knowledge, experience, and wisdom to help guide the next generation.

Dazy's influence reached far and wide, and his contributions to the forestry community will not be forgotten. He made a lasting difference in the lives of many, and his absence will be deeply felt by all who had the privilege of knowing and working with him.

He will be deeply missed."

- Gary Bauer

In March 2022, Dazy wrote an article in the Forest Safety News titled Be Kind. In his message, he shared how important it is to support new forestry workers, to ensure they are doing their work with a clear head and making good decisions without distraction. He also emphasized that we should never underestimate the impact our words can have on someone else's safety and well-being. As Dazy put it:

"Be clear with them but be kind. Send them out on a positive note."

"There's no room for mind games in the forest industry."

These words continue to resonate today and serve as a reminder of the care, respect and compassion Dazy brought to our industry.

Read Dazy's full article, *Be Kind*, on the BCFSC website.

Dazy will be profoundly missed and leaves behind a large community of friends, colleagues and former students who are better and safer because of his guidance and expertise. From all of us at BCFSC, we extend our deepest condolences to Dazy's friends, colleagues and family.



Helping New Faller Trainees Succeed

As another year comes to an end, we wanted to focus our attention on new faller trainees, specifically, the opportunities to take on a trainee, the responsibilities of the faller/supervisor working with the trainee, and the trainee's responsibilities while working in industry, working towards certification.

Who Are New Faller Trainees

Trainees are **NOT** fallers, yet. They have completed basic training in bucking and falling trees by working one-on-one with a Qualified Faller Trainer for a period of not less than 30 days. At the completion of the 30 days, trainees will work in industry to gain experience by applying the skills they learned in the basic training. This experience will include different types of timber, terrain, and working with different fallers and supervisors.

Being Part of the Next Generation of Fallers

As the forestry industry changes and we see many experienced fallers move toward retirement, there has never been a more important time to help train the next generation. Becoming a faller trainer or mentor, while trainees are completing their weekly reports, is an opportunity to pass on the skills, knowledge, and professionalism that have shaped safe and productive forestry operations for years. It is more than a job. It is a chance to leave a lasting legacy.

By mentoring a trainee, you play a direct role in developing competent fallers who will carry the industry forward. Your experience can help trainees build confidence, improve safety practices, and develop the decision-making skills required for this demanding profession.

The BC Forest Safety Council is committed to supporting both trainers and trainees throughout the process. Fallers taking on trainees receive guidance and ongoing support, including Quality Assurance visits designed to help trainees succeed and ensure training objectives are being met.

Funding may be available to offset training costs. Depending on eligibility, support may be available to employers and/or trainees through programs offered by the province, making it easier to invest in the future workforce. You can find funding opportunities through Funding Programs | WorkBC.

Take pride in shaping the future of forestry by developing the next generation of skilled fallers in British Columbia. If you are interested in mentoring a trainee in their 180-day work experience, please reach out to BCFSC.

Faller Trainee Weekly Training and Progress Reports

In September 2022, Scott Rushton, BCFSC Lead Falling Safety Advisor, wrote an article titled *"Faller Training with the BCFSC – 180 Day Period"*. Scott described the steps to achieving certification after completion of the 30-day course, specifically the requirements of the Faller Trainee Weekly Training and Progress Reports and the supervisor's or faller's role. He also discussed issues and concerns the BCFSC was seeing with submitted reports including incomplete reports, reports with no comments, missing signatures, etc. That was four years ago, and we continue to see similar issues.

Within the 180-day period, both the trainee and the faller/supervisor overseeing the trainee's progression have responsibilities.

Trainee's Responsibilities:

- Ensure weekly reports are completed
- Submit reports to BCFSC within the established time frames (within 2 months of the work taking place)
- Keep physical copies of your reports in a binder or on your personal device to ensure you are meeting OHS Regulation 26.22 (6)
- Communicate changes and updates to the BCFSC regarding employment, work schedules and locations, breaks or delays in training

Continued on page 18...







Continued from page 17...

Certified Faller or Qualified Supervisor Responsibilities:

- Closely supervise the new faller trainee during the 180-day period
- As per OHS Reg 26.22 (4) (a) & (b), *the person supervising a trainee faller must evaluate the trainee's work on a weekly basis* ***and*** *keep records of all evaluations done in respect of the trainee.* Using the BCFSC Faller Trainee Weekly Training and Progress Report meets this requirement.
- Weekly reports should clearly describe how the trainee is progressing, areas for improvement, and how the faller/supervisor is working with the trainee to refine their skills and knowledge of the BC Faller Training Standard. The more comments, the better!
- Similar to the trainee's responsibility, copies of weekly reports should be readily available to a WorkSafeBC officer or the trainee.

The certified faller or qualified supervisor can also request access to the new faller trainee's training records that were completed by the Qualified Faller Trainer during the 30-day course. These training records will provide information on the training that occurred, and feedback received during the course to help identify opportunities for skills development.

Moving Towards Certification

After completing the 30-day course, trainees will work in a forestry/production setting under the direction and close supervision of a BCFSC certified faller. During this period, a minimum of 20 Faller Trainee Weekly Training and Progress Reports must be completed and submitted to BCFSC. These reports must be submitted within two months of the date the work took place and will expire after a two-year period.

The last five (5) approved weekly progress reports must clearly indicate the trainee is meeting the BC Faller Training Standard in all parts.

After the minimum amount of weekly progress reports have been approved, the trainee's supervisor must clearly indicate that the trainee is ready to be assessed.

During this time frame, BCFSC will schedule, at minimum, three (3) quality assurance visits. This is to provide support to not only the trainee but also the faller or supervisor providing the training. After all the above is in place, a new faller trainee may apply for certification.

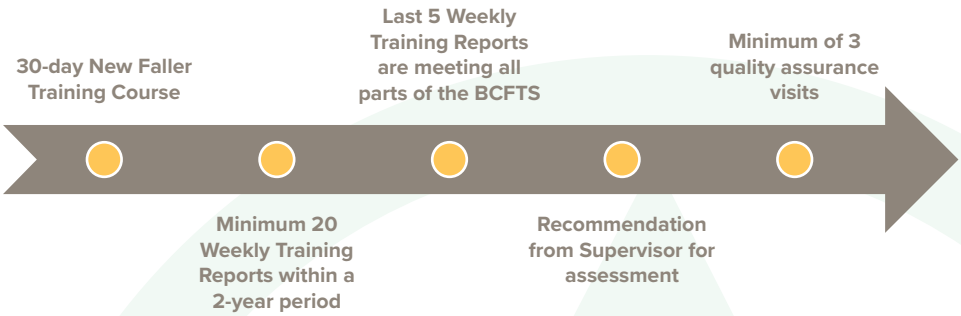

Winter Falling Overhead Hazards – Ice Bombs

During the winter months, heavy wet snow can build on the crown of the tree and freeze in place. Over multiple freeze–thaw–freeze cycles, these dense masses can grow to several hundred pounds. Changing temperatures or the slightest movement, such as wind or falling activities, can unload the ice bomb or it can fall with no warning.

An ice bomb may continue to grow with wind and/or snowfall until supporting branches or the stem break under the weight, a big wind event strips the crown, or the March–April thaw arrives. The hazard worsens as winter continues.

Read more about overhead hazards, the dangers of ice bombs and suggested actions for forestry workers by downloading this alert.



10 Winter Driving Tips for Log Haulers

1. DO YOUR TRUCK AND TRAILER PRE-TRIP
Did you do your pre-trip? Checking your vehicle before you drive could not only save your life, it could save the life other people. Before you drive away ask yourself four questtons: Did you check under the hood? Did you get in and check your gauges? Did you do a walk around of the enttre vehicle? Did you get in, slowly pull ahead to check your steering and breaks? These steps are crittcal to ensuring that you have a safe trip.

2. GET THE PRE-WORK INFORMATION YOU NEED
If you are going to a new area, talk to your supervisor to find out where you're headed, who else is hauling there, and what usual and unusual hazards you can expect to encounter. If your supervisor doesn't know, check with the forester, the dispatcher, or find another trucker on that haul and get the straight goods from them. Avoid the stress of guessing what you'll find. Think about your day. What will be the same? What will be different?

3. WEAR YOUR SEATBELT
Seatbelts save lives. If worn properly, your seatbelt will prevent you from being thrown around or out of your vehicle during a crash. Transport Canada reports that 93% of Canadians buckle up, the seven per cent who don't account for almost 40 per cent of the fatalittes of vehicle collisions. Seatbelts save about 1,000 lives a year, more could be saved if everyone buckled up.

4. PAY ATTENTION TO THE WEATHER
Check the forecast the night before. Knowing what you are likely to encounter puts you in control. If conditttons are challenging, reduce your stress by leaving a few minutes early, giving yourself ttme to drive at a casual pace, and according to road conditttons. Today is not the day to worry about making your cycle ttme.

5. PAY ATTENTION TO THE TEMPERATURE
When temperatures hover a few degrees either side of zero, conditttons get tricky. In areas where elevatton changes dramattcally, so can the conditttons and your tractton.

6. KEEP AN EYE ON THE GLAZE
Scan the road ahead of you and watch for shine in the tracks ahead – it's slippery out there! If you can't quite see it in your lane, briefly glance at the road in the oncoming lane, if it looks slick in their lane, it's probably slick in your lane.

7. SET YOUR EYES TO ACTIVE SCAN
As you drive, your environment changes, you must constantly refresh your view. Scan as far down the road as you can see. What do the things you see – road signs, traffic, intersecttons, wildlife, leaning tree, patch of ice, unusual features? Re-direct your gaze to the zone halfway between you and the next corner. What new informatton do you see that will cause you to adjust your speed, positton or plan? Check the mirrors every 7 or 8 seconds (conditttons permitting). Glance at the dashboard. Check the ditches. Repeat often, and with a few variattons.

8. HAVE A BACKUP PLAN
Think ahead – what will I do if...? What's my escape route? The vehicle coming over the hill looks a little skittish – what will I do if they get caught in the slush and pulled into my lane? That ditch on the right looks deep, so I better slack off and be ready for a quick stop, if necessary.

9. COMMUNICATE HAZARDS
If you see something that wasn't there yesterday, let your co-workers know. If you know there's a new person on your haul, tell them about that nasty frost heave at 17 km. If they don't know about it, and it results in a crash, it would be stressful for you too. You're all in this together.

10. DITCH THE DISTRACTIONS
Keep both hands on the wheel, focus on driving, and leave the gadgets alone! You can check your phone once you are parked.

Remembering Adrian Sunduk

On September 1, 2026, the forestry community lost one of its most respected log haulers. Adrian Sunduk passed away in Penticton, BC at the age of 77. Although retired when he passed, Adrian continued driving log trucks into his early seventies, doing the work he loved.



He began his career in the 90s and was one of the most respected log haulers in the industry. Many will remember him not only for his years behind the wheel, but also for his willingness to share his experiences to help keep others safe. Following a serious log truck rollover that could easily have claimed his life, Adrian became a strong advocate for wearing seat belts and used his personal story to remind us that even the most experienced drivers face risks, and that a simple decision to buckle up can make the difference between life and death.

The BC Forest Safety Council extends our deepest condolences to Adrian's family, friends and all those who had the privilege of knowing him. Rest easy, Adrian. You will be remembered for your dedication, your perseverance and your contribution to an industry you helped shape for more than half a century.

To read more about his life and celebrate his memory, click here view his obituary.

SAFEWOODS

Woodlot Licence & Community Forest Agreement Safety Committee

Safety Considerations for Forest Windthrow Salvage Operations

There has been a marked increase in damaging storm winds in British Columbia in the past few years. Fall and winter months are peak times for forest stand damage to occur. Storm winds and saturated soil conditions along with rain, snow and ice loading the forest canopy can lead to widespread forest damage including broken branches and tops, destabilized trees, and intermittent or catastrophic windthrow. In order to preserve the economics of the stand, rehabilitate and reforest the site, and prevent insect and disease outbreaks, forest salvage operations become a key forest management priority.

Drone plan view of catastrophic windstorm damage The primary focus must be on human safety and stabilizing the site before, during, and after timber recovery. Catastrophic windthrow salvage operations present unique hazards and require specific operational and safety considerations that may differ significantly from "normal" logging processes.



Drone plan view of catastrophic windstorm damage

Continued on page 21...

Continued from page 20...

Pre-Planning and Safety Hazard Assessment:

Site Assessment and planning: Utilize the best planning tools available to assess and plan a salvage project. Drone imagery can help to assess windthrow configuration and direction, best access points and skid directions, and, to initially identify risks such as unstable groups of trees, rock formations, and challenging terrain issues before crews enter the site. Terrain hazards must be assessed by qualified professionals. Known and unknown terrain hazards can be created or affected by lack of root strength, more easily erodible soils due to windthrow site disturbance, and altered drainage patterns from windthown trees and root wads. In many cases, accessing the site on foot for field work activities is extremely difficult and may not be recommended due to stand instabilities, physical tree barriers and elevated windthrow. All of these challenges increase the value of remote drone work. If drones aren't available, aerial reconnaissance with a helicopter may be used.

Early collaboration: Engage with First Nations and other agencies early in the planning process to ensure important values are considered in the salvage plan, to determine any no-go areas and thus minimize major changes to the overall plan during salvage operations.

LIDAR: Use Lidar technology if available to develop accurate contours. Coupled with recent drone imagery this becomes a powerful tool in planning, as the density and direction of windthrow, and ground slope can easily be assessed.



1 metre contours derived from LIDAR

Georeferenced digital plans: These markedly improve operations and safety. Workers and supervisors can more easily track progress and identify hazards ahead of time, and communicate more effectively and efficiently.

Access and Disturbance: A good mapping base will help to optimize access planning and minimize overall ground disturbance.

Retention Areas: Be conservative when planning retention levels and areas as actual stand conditions can be more damaged and unstable than initial indications. If possible, strategically optimize retention patches on terrain types and areas that will not limit access to the stand. This will leave more options open to workers, improve safety, and may limit further damage to standing trees from operations.

Hazard Recognition and Training:

Trained Crews: Ensure all personnel working in windthrown areas are properly trained and equipped for the inherent high-risk conditions. Training should include danger tree recognition, working with compression and tension wood, specialized machine operation, minimizing post logging hazards and other working techniques that will allow salvage while minimizing further stand damage and hazards.

Reliable Communication: Maintain reliable communication systems and increase check-in frequency in hazardous conditions.

Danger Trees: Actively assess and reassess the stability of all potentially dangerous trees (snags, hung-up trees, those with suspect stability) in the work area. Remove danger trees concurrent with operations, or adjust the work plan to avoid them.

Fatigue and Complacency: Supervisors must closely monitor worker fatigue and complacency, as the unpredictable nature of windthrow increases critical decision making and risk. Effectively untangling and salvaging windthrow and trying to maintain reasonable merchantability of a damaged stand demands a lot of focus and patience.

Overhead Hazards: Constantly watch for overhead hazards such as loose limbs, tops, and danger trees.

Stable Footing and PPE: Elevated windthrow trees and loose bark will increase the chance of slips, trips and falls. Make sure cork boots are sharp and consider chin straps on hard hats in case of falls. Proper high visibility clothing is critical.

Maintain Distance: If you enter into a work area, never assume an equipment operator or ground worker is aware of your presence. Maintain a safe distance (at least two tree lengths) until definite contact is made and permission granted to proceed.

Continued on page 22...

Continued from page 21...

Machinery and Procedures:

Mechanized Salvage Priority: Machine felling and bucking should be the first choice for removing windthrown trees. This can include using a feller buncher, teamed with a forestry excavator, or a forestry excavator with power grapple and blowdown saw. Having a grapple skidder or forwarder close at hand is usually necessary to skid away and eliminate snarls and hazards as they develop.

Choose larger machine sizes due to obstacles such as root wads, high stumps, broken logs, interlocked stems, and interspersed windthrown trees in standing timber. Heavy duty, well maintained, properly guarded equipment is required.



Typical windthrown stand – a puzzle to solve safely

Root wads: Bucked off root wads and unsalvageable logs and debris needs to be placed in a stable orientation concurrent with salvage operations to keep site workers safe afterwards. Stand root wads back up if possible. The goal is to stabilize the site and reduce hazards for those that follow, many of whom will be on foot.

Manual falling and bucking in windthrown stands is a much higher risk activity and must be done by specifically trained & assessed personnel with a qualified supervisor. The majority of the trees are loaded with compression or tension and will react suddenly and with extreme force when cut – unless these forces are reduced or removed by mechanized means first.

Butt skidding: Try to set a work direction from the butt ends of the windthrown trees if possible. This may require establishing new work headings as windthrow orientation changes across the stand.

Processing Location: Do only the absolute necessary work in the windthrow area; any further processing is probably safer out of the windthrow sites, such as at the landing or roadside.

Potential for phase congestion issues: This potential is higher in windthrow salvage as they typically demand more team work to untangle and harvest.

Payment method: Consider switching to an hourly rate instead of piece work to avoid a strict production mentality and to encourage safe practices.

On-going Weather Considerations:

Wind Conditions: Suspend operations and evacuate crews if wind speeds exceed safe thresholds or if stand stability is further compromised. There are various guidelines available however, if wind conditions are causing any further instability (blowing small limbs, any stand movement) it is a sign that operations should be suspended until conditions change.

Rain and Snow: Both further increase instabilities and must be considered in daily hazard assessment.

Post-Storm Assessment: After any significant wind event, reassess the area to determine if the wind has destabilized any remaining trees before resuming work.

References:

BC Hydro Storm Report

Extreme Wind Events and Planning for Worker Safety, BC Forest Safety Council, 2024

Wildlife / Dangerous Trees Awareness, Western Forest Products and Wildlife Tree Committee of BC, 2022

Dealing with Trees Damaged by Storms, Ministry of Primary Industries, NZ, 2013

Government of BC, Ministry of Forests, silviculture manual section 5.3 Windthrow considerations, operational planning

UBC Faculty of Forestry, Forestry 557

Introduction to Dangerous Trees on Forestry Worksites - The BC Forest Safety Council

Part 26 - Occupational Health and Safety Regulation

Faller Training and Certification, BC Forest Safety Council

Navigating the Stand: Safety in Partial Cutting and Commercial Thinning

For tenure holders, partial cutting and commercial thinning are excellent silvicultural tools for improving stand health and generating intermediate revenue. However, operating ground-based harvesting equipment around residual standing timber fundamentally changes the site's hazard profile compared to clearcutting.

Leaving trees standing increases the risk of overhead hazards, complicates machine maneuverability, and makes manual falling significantly more dangerous. Under WorkSafeBC's Occupational Health and Safety Regulation (OHSR) Part 26 (Forestry Operations), operators must take specific precautions to manage these risks.

Part 1: Integrating Safety into Operational Planning and Layout

Licensees and contractors hold the responsibility to identify risks unique to partial cutting systems. Ensuring worker safety means integrating management objectives with operational activities, both in the office and in the field. Operational plans should avoid being overly restrictive to provide flexibility, emphasizing clear objectives so workers can safely apply their expertise during field verification, layout, engineering, and harvesting.

Key Site Assessment & Hazard Identification

When assessing a site for partial cutting, planners must evaluate landscape-level objectives and on-the-ground realities:

- Identify hazardous areas, including unstable class IV/V slopes, floodplains, rock faces, and avalanche tracks.
- Evaluate traditional and non-traditional weather patterns, such as prevailing winds and seasonal storms.
- Propose mitigation strategies where harvesting might impact identified values or other resource users.
- Use field verification to drive layout modifications, ensuring both operational feasibility and safety.

Core Safety Elements to Address

Licensees must ensure the following elements are structurally addressed in harvest plans:

- Felling patterns, techniques, and safe danger tree removal protocols.
- Equipment access limitations, operability, and suitable skidding methods.
- Ground stability risks, including rock slides, mudslides, and organic materials.
- Environmental hazards like wind exposure, drought, rain, and fire protection.
- Clear guidelines for reserve zones, machine-free zones, and wildlife tree retention.

Leveraging Industry Resources: *Planners should source expertise to minimize risks effectively. The BC Forest Safety Council provides vital resources, including sample emergency response plans and best practice guides for steep slopes, lock-out procedures, and chain shot.*

Continued on page 24...

Continued from page 23...

1. Managing Overhead and Falling Hazards

In partial cutting, the canopy remains intact. Dead limbs, loose bark, and hung-up trees are constant threats that require a blend of strict regulation and practical site management.

Type	Focus Area	Required Action & Precautions
WorkSafeBC	Dangerous Tree Assessment	A qualified person must assess worksites for snags, root-sprung trees, or dead tops before work begins (OHSR 26.11). Fall them safely or establish a no-work zone.
WorkSafeBC	Manual Falling	Fallers must clear an escape route before the backcut (OHSR 26.21-26.29). This requires extra vigilance in dense, partially cut stands.
WorkSafeBC	Hung-up Trees	Must be brought down immediately using mechanical assistance. Never leave them unmarked, unattended, or attempt to fall the supporting tree.
Best Management Practices		
Hazard Scanning	Train crews on the "Look Up, Look Down, Look Around" principle to continuously scan for "widowmakers" suspended in the canopy.	
Wind Limitations	Set strict shutdown criteria for high winds. Partial canopies create a wind-tunnel effect, increasing blowdown risks for newly exposed trees.	
Mechanization	Use mechanized feller-bunchers or processors whenever terrain allows to keep workers protected inside reinforced cabs.	

2. Machine Requirements for Ground-Based Systems

Ground-based harvesting is the standard for commercial thinning, but navigating tight trails requires highly specific machine safety standards to protect the operator.

Type	Focus Area	Required Action & Precautions
WorkSafeBC	Protective Structures	Mobile equipment requires heavy-duty Roll-Over and Falling Object Protective Structures (ROPS/FOPS) per OHSR 26.16.
WorkSafeBC	Slope Limitations	Do not exceed manufacturer limits. Baseline maximums are typically 30-35% for wheeled machines and 40% for tracked, unless tethered.
WorkSafeBC	Window Guards	Cabs must be fitted with polycarbonate screens or heavy steel mesh to prevent "jill-poking" (branches snapping into the cab).
Best Management Practices		
Pre-locate Skid Trails	Lay out straight extraction trails before falling begins so logs can be skidded without pivoting into and damaging standing trees.	
Match Machine to Tree	Ensure the processor or feller-buncher is appropriately sized. Handling oversized timber with undersized machines easily causes rollovers.	
Ground Conditions	Monitor soil moisture closely and implement rainfall shutdowns. Machines lose traction and stability rapidly in deep mud.	

Continued on page 25...

Continued from page 24...

Trail Design & Machine Operability

- **The Hazard:** "Boxing in" the operator. Trails that are too narrow prevent the operator from swinging the boom to protect the cab or escape a falling hazard.
- **Elaborated Control:**
  - » **The 15% Rule:** Trails should be at least **15% wider** than the machine width to allow for minor maneuvering/slippage.
  - » **Junction Angles:** Layout skid trail junctions at **45 degrees (or less)**. 90-degree turns force operators to hit standing timber to make the turn, creating "widow makers" (hanging broken limbs).

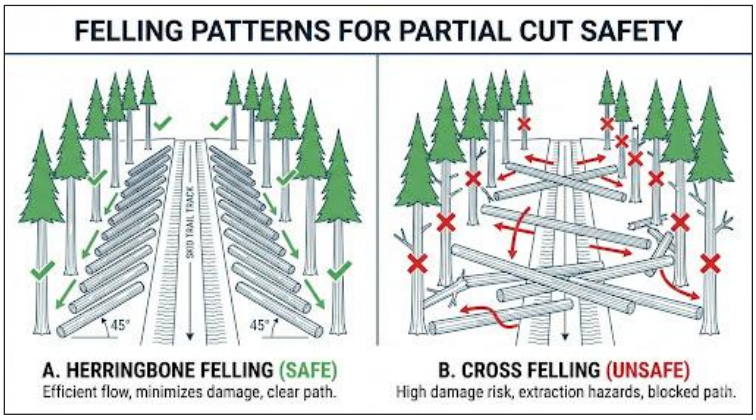

3. Communication and Contractor Management

In community forests and woodlots, the licensee often acts as the "Prime Contractor." If you have a logger, a manual faller, and a log hauler on-site simultaneously, you are legally responsible for coordinating their safety.

- **The "Two Tree-Length" Rule:** Ensure no worker operates within two tree-lengths of a manual faller or mechanized harvester without making positive radio contact first.
- **Daily Tailgates:** Conduct a brief morning safety meeting to discuss the day's harvest block. Highlight specific hazards like steep pitches, soft ground, or heavy root rot.
- **Check-in Procedures:** Establish a strict working-alone check-in schedule for operators isolated in insulated cabs, especially in remote blocks with poor cell service.

Part 2: Ground-Based Harvesting Execution

Operating in a "Confined Space" forest.

1. Felling to Lead (Directional Felling)

- **The Hazard:** "Cross-felling." Trees felled across the trail require the skidder/processor to wrestle them out, damaging retention trees and risking cabin impact.
- **Elaborated Control:**
  - » **Herringbone Pattern:** Trees must be felled at a 30-45 degree angle *toward* the skid trail.
  - » **Butt-First vs. Top-First:** Decide this in the parking lot.
    - ◆ *Butt-First:* Safer for the faller/buncher (more control).
    - ◆ *Top-First:* Reduces damage to residual trees during skidding but requires more skill to extract.

2. The "Rub Tree" Technique

- **The Hazard:** Hull damage and structural compromise of the machine cab from impacting standing timber.
- **Elaborated Control:**
  - » **Designate Sacrificial Trees:** On tight corners or steep grades, leave a "rub tree" (bumper tree) intentionally.
  - » **The Protocol:**
    1. Use the rub tree to pivot the load around the corner.
    2. **Cut the rub tree LAST.** Once the skidding is finished in that lane, fall and remove the damaged rub tree. *Never leave a damaged rub tree standing for the next entry.*

3. Visibility & The "Ghost Trail"

- **The Hazard:** Depth perception fails in standing timber. Operators cannot see ground depressions or small rock bluffs hidden by understory.
- **Elaborated Control:**
  - » **Probing:** In deep slash or brush, use the boom to "feel" the trail ahead before committing the tracks.
  - » **Positive Contact:** When two machines (e.g., Feller and Skidder) are in the same partial cut block, they must maintain radio contact at **every** phase change (e.g., "I am moving to Trail 4"). Visual confirmation is unreliable in partial cuts.

MAG Q3 Workshop Brings Contractor Safety into Focus

MAG members attended the Q3 workshop in Quesnel, BC, hosted by West Fraser Plywood. The focus of the session was contractor safety management. Troy Withey led the workshop with talking about the key considerations for managing contractors safely on site.

The discussion focused on the important role owners and supervisors play when contractors are working alongside day-to-day operations. Participants explored how clear expectations, open communication and supervision can help ensure contractors receive the same level of safety support and attention as employees.

Throughout the session, members shared ideas and discussed practical ways to strengthen their contractor safety programs.

Following the workshop, members moved into company-based working groups to review their own contractor management practices. By applying the workshop learnings to real workplace examples, each group had the opportunity to identify meaningful steps they could take back to their organizations.



MAG Q3 meeting and Mill Tour



Following the workshop, members toured the plywood facility to see some of West Fraser's safety practices in action. The tour provided a close look at the systems and controls the plant uses to manage pedestrian and mobile equipment traffic.

The plant has implemented a number of measures to reduce the potential for incidents involving pedestrians and mobile equipment, including:

- Flashing lights above walkways
- Barriers separating pedestrian zones from mobile equipment
- Signage and walkway gates prompting pedestrians to stop, check for vehicle traffic and blind spots before proceeding

We extend our sincere appreciation to Lori Saretsky, Troy Withey, Jessica Williams and the entire West Fraser team for hosting the MAG members and sharing valuable insights into their safety programs.





Independent Lumber Manufacturers' Association (ILMA) Conference Sept 21-22nd

BC Forest Safety Council was proud to take part in this year's Independent Lumber Manufacturers' Association (ILMA) Convention, held September 21-22, 2026, at Spirit Ridge Resort in Osoyoos, BC. This year's theme, *Where's the Fibre?*, explored the challenges and opportunities facing BC's forest sector.

It was great to connect with conference attendees at the BCFSC booth and hand out our free safety resources, including QR code sheets for Harvesting, SAFE Companies, Falling, Manufacturing and Training.

If you're attending a forestry conference next year, be sure to stop by the BCFSC booth for a chat. We'd be happy to answer your questions and set you up with some great forest safety resources and free swag.

Preparing for Changes to Combustible Dust Regulations



At the 2026 Vancouver Island Safety Conference on Saturday, October 16th, Bill Laturnus presented upcoming changes to the Combustible Dust regulations that take effect January 4th, 2027. These include changes to Part 6 of the regulations. There are now 24 Sections instead of one sentence for the regulation. 12 sections require consultations with a qualified person (QP), 4 sections require consultation with JOHSC members.

If your operation would like more information on understanding and implementing the new regulations, contact Bill Laturnus, Senior Safety Advisor, Manufacturing for free support. blaturnus@bcforestsafe.org or 778-268-0653.

New Fall from Heights workshops to take place in 2027 at varying locations in BC

MAG auditor Nicole Brandson facilitated a Fall from Heights pilot workshop at the MAG Q4 meeting in November. The workshop uses data collected from the manufacturing audits conducted from 2019-2024. Working at Heights was a common hazard identified in the audits.

This free Fall from Heights workshop will be offered throughout 2027. If your company would like to participate, please email manufacturing@bcforestsafe.org.

MAG Benchmarking – AI Pilot Program

An AI pilot program has been initiated with EHS to enhance MAG benchmarking. This initiative focuses on existing injury data to provide a clearer understanding of emerging trends in incidents, potential near misses and Serious Injury and Fatality potential (SIFp). The MAG group reviewed the results of the pilot at the MAG Q4 meeting in November.



Sunshine Borsato Earns the Certified Dust Safety Professional Certification Designation

Sunshine Borsato, safety consultant/COR auditor/MAG auditor
Timber Trek Consulting Ltd.

Please join us in congratulating Sunshine Borsato, Safety Consultant, COR Auditor, and MAG Auditor, on earning her Certified Dust Safety Professional (CDSP) designation through the Combustible Dust Training Institute.

This certification recognizes Sunshine's extensive knowledge of combustible dust hazards, risk management principles, and strategies for identifying, assessing, and mitigating hazards. Earning the CDSP designation required completing a rigorous training program and passing a comprehensive qualifying exam.

Sunshine has worked in safety for 25 years, and forestry has been her favourite sector. She has been a COR auditor for 19 years and is also a MAG auditor with the BCFSC, where she has recently been using the revised combustible dust audit. This audit aligns with the upcoming changes to the WSBC Regulation on combustible dust.

Her interest in dust began in 2012, when she started learning about and developing combustible dust programs in response to mill explosions. It has remained a focus ever since. After attending a MAG group training workshop last year, she enrolled in the Combustible Dust Safety Professional course through the Combustible Dust Training Institute. Now that she has earned her designation, she is eager to keep learning as she applies these tools in her work with the MAG group and supports companies as a safety consultant.

Congratulations, Sunshine, on this well-deserved achievement, and thank you for your continued dedication to manufacturing safety excellence.

Training Momentum Continued Throughout 2026

Participation in BCFSC training continued to grow in 2026, with more forestry workers and employers taking advantage of in-person and online courses available across the province.

Year-to-date, course completions reached **6,377**, compared to **4,832** during the same period in 2025. This increase shows that forestry companies and workers continue to make safety top of mind.

Some of the most popular online courses this year included:

- **Resource Road Driver Knowledge Unit:** More than 2,100 completions, including the new French version introduced this year. More than 10,000 people have now completed this free online training.
- **Introduction to Danger Trees:** 655 completions
- **Off-road Vehicle Knowledge Unit:** 243 completions
- **Basics of Due Diligence | Forest Supervisor:** 218 completions

In-person training also saw strong participation:

- **Resource Road Training | One- and two-day driver sessions:** 261 participants
- **MAG workshops covering a variety of safety topics for wood product manufacturing operations:** 179 participants
- **Basic Chainsaw Operator:** 96 participants
- **Basics of Incident Investigation:** 92 participants

Another 2026 highlight was the delivery of 16 requested training sessions to 119 participants in communities throughout BC, including Abbotsford, Campbell River, Duncan, Lumby, Nanaimo, Pitt Meadows, Prince George, Rossland, Skidegate and West Kelowna. Training sessions included Basics of Incident Investigation, Joint Health and Safety Committee Training, Forest Supervisor Training and Falling Supervisor Training.

Training participation is expected to grow even further, as November and December results are still pending and 17 partner organizations have yet to report their 2026 training completions.

Thank you to all the forestry companies, supervisors and workers who continue to invest in safety through BCFSC training. Building knowledge and skills remains one of the most effective ways to prevent injuries and keep everyone safe on the job.



Training Stronger Joint Health and Safety Committees

A Joint Health and Safety Committee (JHSC) is a group of worker and employer representatives who work together to identify and address workplace health and safety concerns. Committee responsibilities include supporting workplace inspections and incident investigations, identifying hazards, and providing recommendations to the employer on programs, policies, and work processes.

To be effective, a JHSC requires both employer support and informed committee members. Employers play an important role in maintaining a strong safety culture by supporting regular meetings, establishing clear roles, implementing action-tracking processes, and encouraging open communication. Committee members must also understand their responsibilities and actively participate in identifying hazards, reviewing incidents, and making recommendations that contribute to a safer workplace.

In 2026, BCFSC delivered JHSC training by request to 60+ people in seven locations

Committee members are required to complete JHSC training to understand their legislated duties, responsibilities, and functions. One way to ensure members gain this knowledge is through BC Forest Safety Council (BCFSC) training delivered on request to workplaces throughout the province. In addition, ongoing training opportunities can help committee members stay current with regulatory requirements, emerging workplace hazards, industry best practices, and evolving workplace safety challenges.

BCFSC's full-day, in-person course provides fundamental knowledge of the requirements and responsibilities associated with belonging to a Joint Health and Safety Committee. Participants develop practical skills through a series of activities and exercises led by knowledgeable instructors. BCFSC can also work with host organizations to customize reference materials to better align with harvesting or manufacturing operations.

The course meets the training requirements for new joint committee members and worker health and safety representatives as outlined in section 3.27 of the Occupational Health and Safety Regulation.

Learn more and find Requested Training sessions by visiting the JHSC Course web page, or contact BCFSC at training@bcforestsafe.org.



BC **Forest Safety** Training Solutions

BCFSC Training Options for You and Your Team

Empower your workforce with trusted training from the BC Forest Safety Council. Whether you're looking to build skills, stay compliant or enhance safety culture .... BCFSC has you covered.

We Offer:



In-Person Training

Plan ahead with our 2026 Course Schedule



Requested Training

Can't make it to an in-person session? We can come to you.



Free Online Training

Learn at your own pace - anytime, anywhere



Free Worker Assessment Resources

Train and assess your workers on-the-job



Webinars and Webinar Recordings

Stay informed with our live and recorded sessions



Safety Alerts

Subscribe for safety insights and industry shares

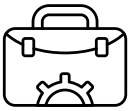

Safety Resources

Browse our wide range of downloadable materials to help you do your job safely – in all areas of forestry.

It's Not Just Work – It's Culture

Republished with permission from the July 2025 issue of *Choices*, the newsletter of Vancouver Island Counselling.

Imagine Your Workplace's Roots...

Before your workplace became what it is today, someone envisioned it. Maybe they drafted a mission statement or defined a set of core values—principles to guide the environment they hoped to build. But how often do those values show up in day-to-day behaviors?

It's one thing to write down intentions. It's another to live them. Workplace culture isn't built from documents—it's built from people.

What is Workplace Culture, Really?

Culture is the emotional tone of your workplace. It's in the conversations shared around the lunch table. It's in the stories you tell your partner or friends about your workday. It's in the way you feel walking through the door each morning.

More than that, culture is a shared responsibility. Everyone plays a role in shaping it—but leadership holds the most influence. Culture lives in what managers model, what teams prioritize, and how challenges are handled.

When employees feel supported, purposeful, and fulfilled, the whole system benefits—teams thrive, families benefit, and the wider community is enriched.

> "The greatest challenges leaders face today—talent retention, employee disengagement, team performance, and remote worker satisfaction—boil down to one key asset: company culture."
>
> — Will Scott, The Culture Fix®

How Can You Contribute to a Healthy Workplace Culture?

Whether you're a leader or a team member, here are six simple but powerful ways to foster a healthy culture in your workplace:

1. Live Your Core Values

Start by knowing your agency's core values—and talking about them. What do they mean in practice?

For example, at Vancouver Island Counselling, our core values—compassion, respect and integrity—guide every interaction and decision we make. These values are not just ideas; they are the way we show up each day for our clients, our colleagues and our community.

2. Tap Into Strengths

Ask your team if their talents and interests are being utilized. When people use their strengths, they feel purposeful and engaged.

3. Lead with Care

Show that people matter. A staggering 70% of workplace disengagement stems from leadership actions—or inactions.

4. Celebrate Aligned Behavior

When you see someone living your shared values, acknowledge it. Culture is reinforced through everyday recognition.

5. Address Conflict with Care

Don't let tension fester. Create safe and clear paths for conflict resolution and follow through with compassion.

6. Create Space for Connection

Make time for people to connect outside their regular roles. Informal interactions build trust and community.

Remember: Purpose is why we do what we do + Values are how we act in service of that purpose = Culture is the result.

Click here to read past issues of Choices and learn more about Vancouver Island Counselling.

> "Everyone does better when everyone does better."
>
> — Unknown



MENTAL HEALTH & COMPANY WELLNESS

BUILDING SUPPORTIVE ENVIRONMENTS | PRIORITIZING EMPATHY

Kid's Corner

Thanks to everyone who entered our colouring contests this year. For our year-end issue, we held a random draw from all entries submitted in 2026. Congratulations to **Jaxon, age 7,** who wins a toy chainsaw.



For our winter issue, colour the snowman scene, or send us a photo of your own artwork for a chance to win a toy chainsaw. Ask parent or guardian to email it to us with your first name and age, and we'll enter you into the draw.

How to Enter:

- Colour the picture or send us your own drawing.
- Take a photo of your artwork and have a parent or guardian's email it - along with your name, age, and your parent or guardian's email address – to **editor@bcforestsafe.org**
- Submit your entry by 4pm, Friday, February 5, 2027.
- Kids aged 3 – 12 are eligible.
- All entries will be put into a random draw to win the toy chainsaw. The winner will be contacted via their parent's email address, and the winning entry will be featured in the March 2027 issue of the Forest Safety News.





ABOUT Forest Safety News

Forest Safety News is published four times per year, in March, June, September and December.

The opinions expressed in the newsletter are not necessarily those of the editor, staff or board of the BC Forest Safety Council. All decisions to publish materials rest with the editor. 6,000 copies of each edition are distributed via email.

Subscriptions

For a digital subscription to **Forest Safety News**, please visit our website and register your email address or you can email **editor@bcforestsafe.org.**

Have a story, letter to the editor, safety tip, ideas or photos? Please send submissions to:

Forest Safety News Editor
Unit 8C - 2220 Bowen Road, Nanaimo, BC V9S 1H9

Call 1-877-741-1060 or email editor@bcforestsafe.org

BC **Forest Safety**

Safety is **good** business

www.bcforestsafe.org