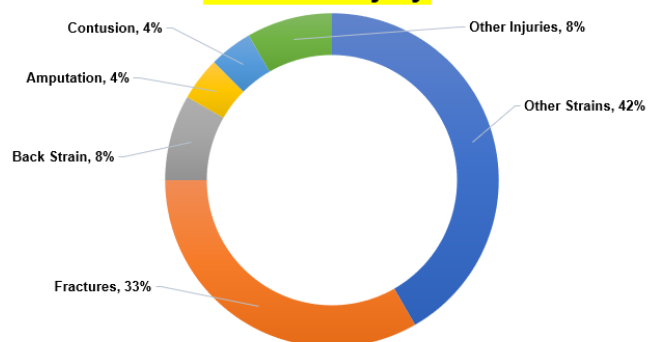


# HARVESTING

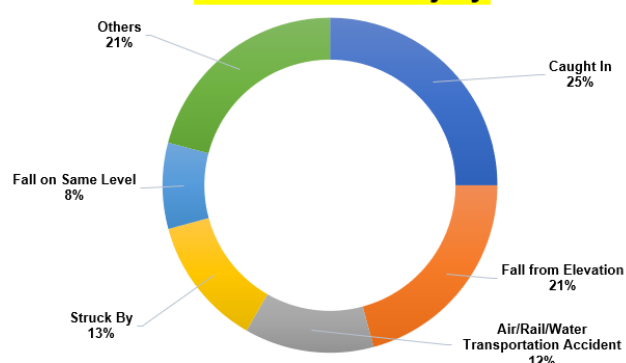
## FACT SHEET

### Helicopter Logging (CU 703019) STD / LTD / Fatal Claims 2020 - 2024

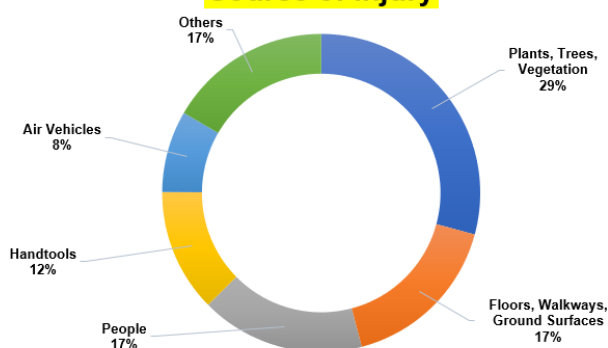
#### Nature of Injury



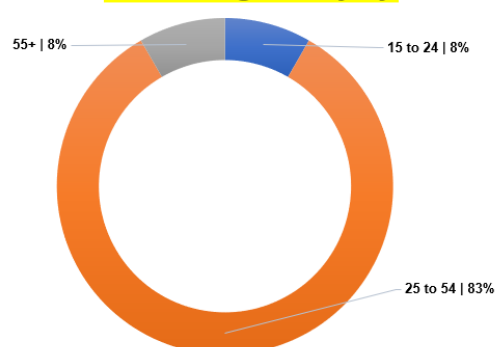
#### Mechanism of Injury



#### Source of Injury



#### Worker age at Injury




#### Quick Facts

- 24 total STD / LTD / fatal claims
- \$159,907 average claim cost
- 116 average work days lost
- 50% are serious injury claims
- 21% recovery strains and sprains



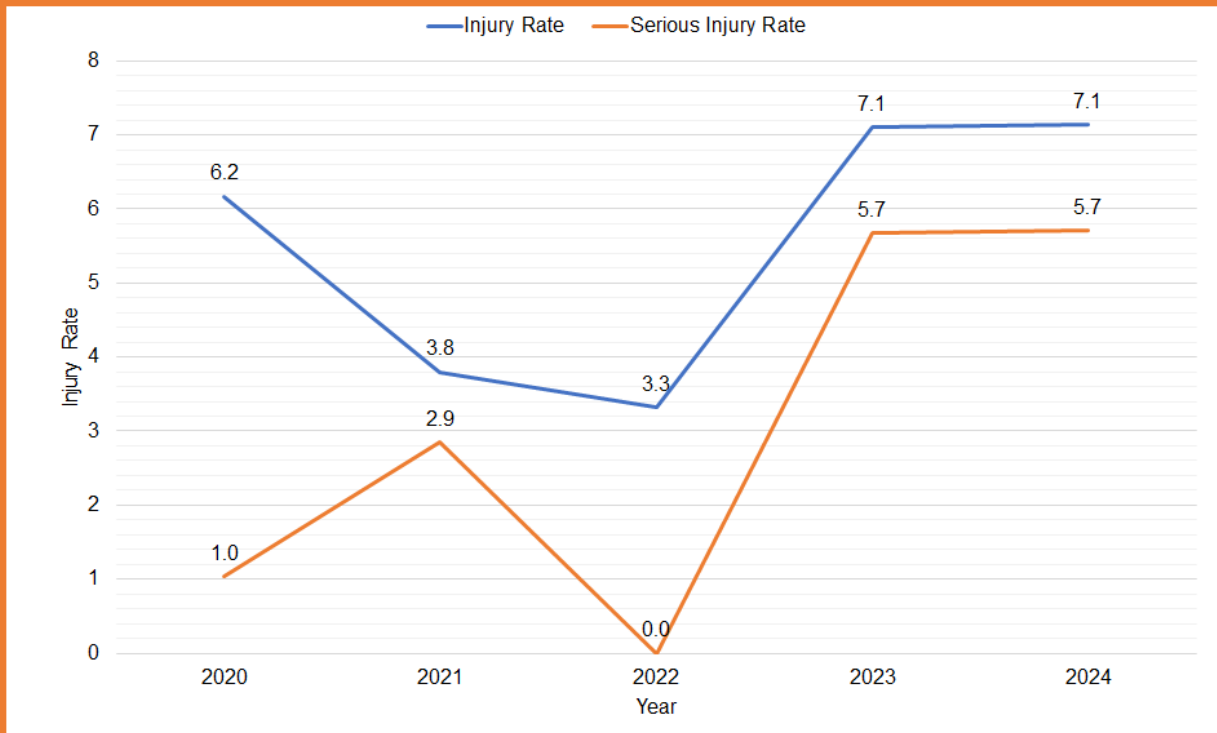
**BC Forest Safety**

Safety is **good** business





### Helicopter Logging (CU 703019) Time-Loss Claims 2020 - 2024





### Helicopter Logging (CU 703019) Time-Loss Claims 2020 - 2024

	2020	2021	2022	2023	2024
<b>Injury Prevention</b>					
# Time Loss Claims	6	4	3	5	5
# Person Years	97	105	90	70	70
Injury Rate	6.17	3.80	3.32	7.10	7.14
# Inspection Reports	16	8	4	3	0
# Other Contacts	7	3	5	3	4
# Orders	0	1	1	0	0
# Net Penalties Imposed	0	0	0	0	0
# Warning Letters Sent	0	0	0	0	0
<b>Injury Recovery</b>					
Six Month Truncated Duration	79	83	120	77	118
# RTW (<= 4 Weeks)	0	0	1	1	1
# RTW (<= 26 Weeks)	5	2	5	3	3
# RTW (26 +Weeks)	0	3	0	2	1
<b>Claim Summary</b>					
# Time Loss Claims	6	4	3	5	5
# Work Related Deaths					1
# First Paid LTD Claims	3	2	1	0	2
# Serious Injury Claims	1	3	0	4	4
% Serious Injury Claims	17%	75%	0%	80%	80%
Serious Injury Rate	1.03	2.85	0.00	5.68	5.71
# Sprains And Strains Claims	5	1	3	0	0
# Long Recovery Sprains and Strains Claims	1	1	3	0	0
% of Sprains and Strains that are Long Recovery	20%	100%	100%	NaN	NaN
Long Recovery Sprains and Strains Claims Rate	1.03	0.95	3.32	0.00	0.00
# STD/LTD/Fatal Claims	7	4	4	5	4
# Young Worker Claims	1	1	0	0	0
# Mature Worker Claims	0	0	1	1	0
# First Paid MSI Claims	0	0	0	1	0
# MSI Claims (by injury year)	0	0	0	1	0
MSI Injury Rate	0.00	0.00	0.00	1.42	0.00
# First Paid MVI Claims	0	0	0	0	0
# MVI Claims (by injury year)	0	0	0	0	0
MVI Injury Rate	0.00	0.00	0.00	0.00	0.00
# AOV Claims	0	0	0	0	0
# Overexertion Claims	0	0	0	1	0
# Fall on Same Level Claims	2	0	0	0	0
Average Completed Duration	118	269	96	102	188
% High Duration Claims	29%	67%	33%	33%	33%
Total Work Days Lost	984	505	314	595	376
Claim Cost Paid	\$865,604	\$840,849	\$869,533	\$547,114	\$714,669
<b>Assessments</b>					
# Employer-CUs	17	19	19	25	26
Assessable Payroll	\$6,981,174	\$8,125,595	\$7,675,294	\$6,443,433	\$6,843,768
Assessments Amount	\$438,948	\$409,175	\$261,230	\$155,223	\$181,600