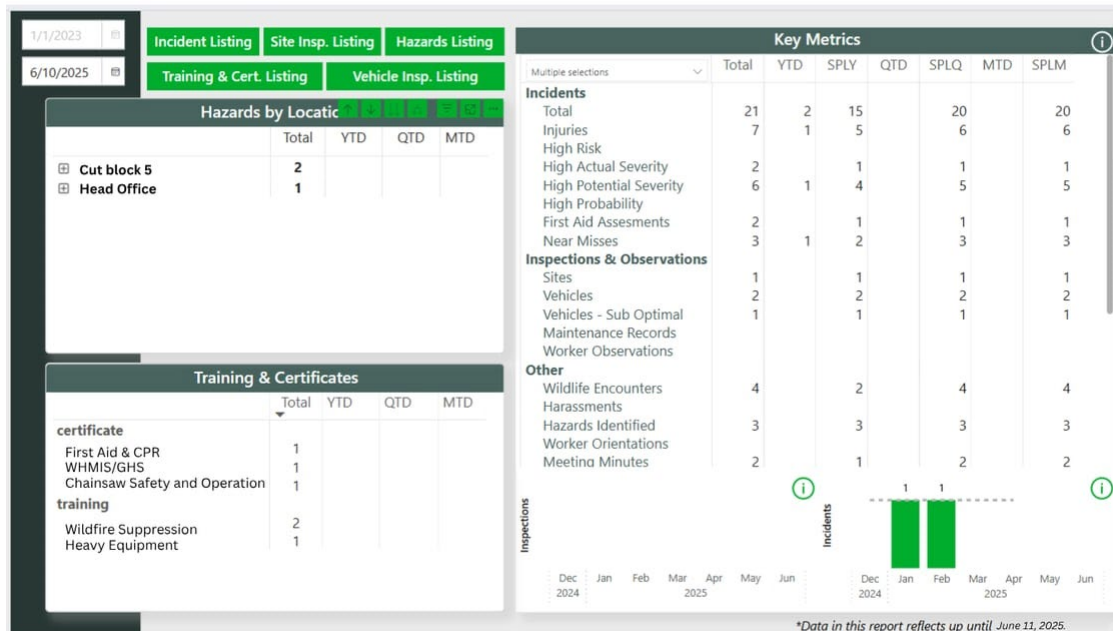




The FIRS Dashboard compiles data recorded by your organization and transforms it into clear, easy-to-read reports.

The more reports you record through FIRS, the more complete and insightful your dashboard becomes.



*Data in this report reflects up until June 11, 2025.

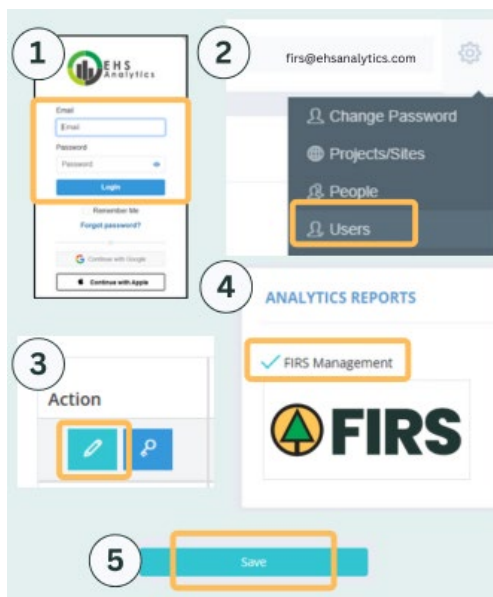
Data in the FIRS Dashboard will refresh nightly.



FIRS Admins will automatically get access to the FIRS Dashboard when logged into your EHS Analytics account.

Login to your FIRS Dashboard

Login using the same email and password as your FIRS account.

Assigning FIRS Dashboard to Users within your Organization



1. Login to app.ehsanalytics.com
2. Click on the "tools"  icon at the top right and select "Users". Search and select the user you would like to assign to the dashboard.
3. Click on the "edit"  icon.
4. Scroll down and the check the "FIRS Management" report.
5. Click Save.

The user will now be able to see the FIRS Dashboard when they login to app.ehsanalytics.com using their FIRS email and password.

Note: Only users with the "FIRS Admin" role can assign the FIRS Dashboard to other users in the system.