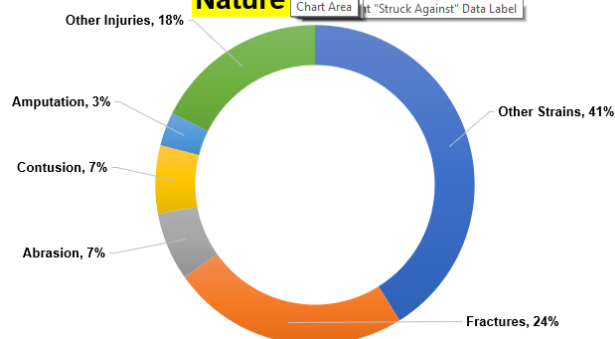


HARVESTING

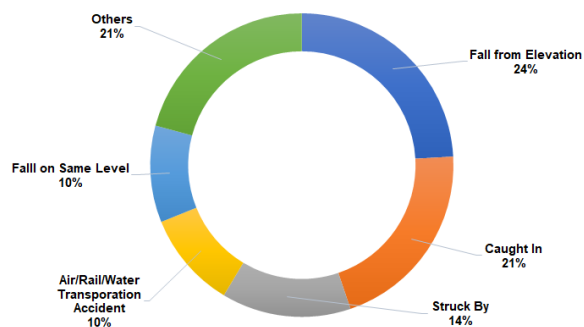
FACT SHEET

Helicopter Logging (CU 703019) Time-loss Claims 2019 - 2023

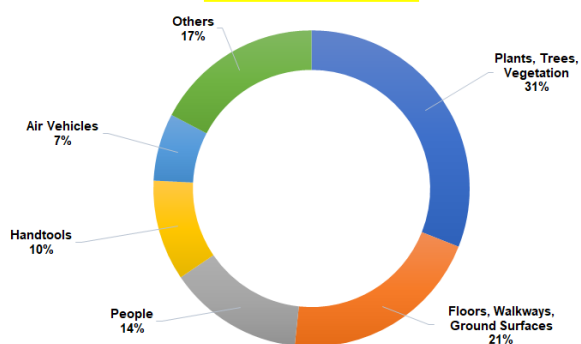
Nature of Injury



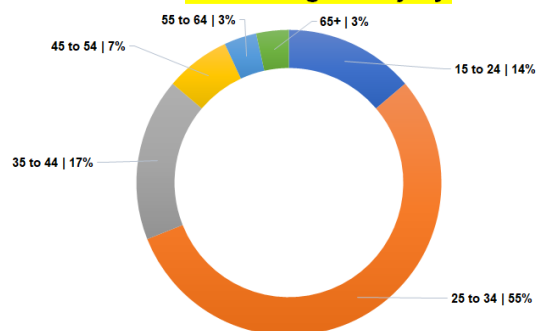
Mechanism of Injury



Source of Injury



Worker age at Injury




Quick Facts

- 29 total time-loss claims
- \$132,617 average claim cost
- 131 average work days lost
- 38% are serious injury claims
- 24% recovery strains and sprains



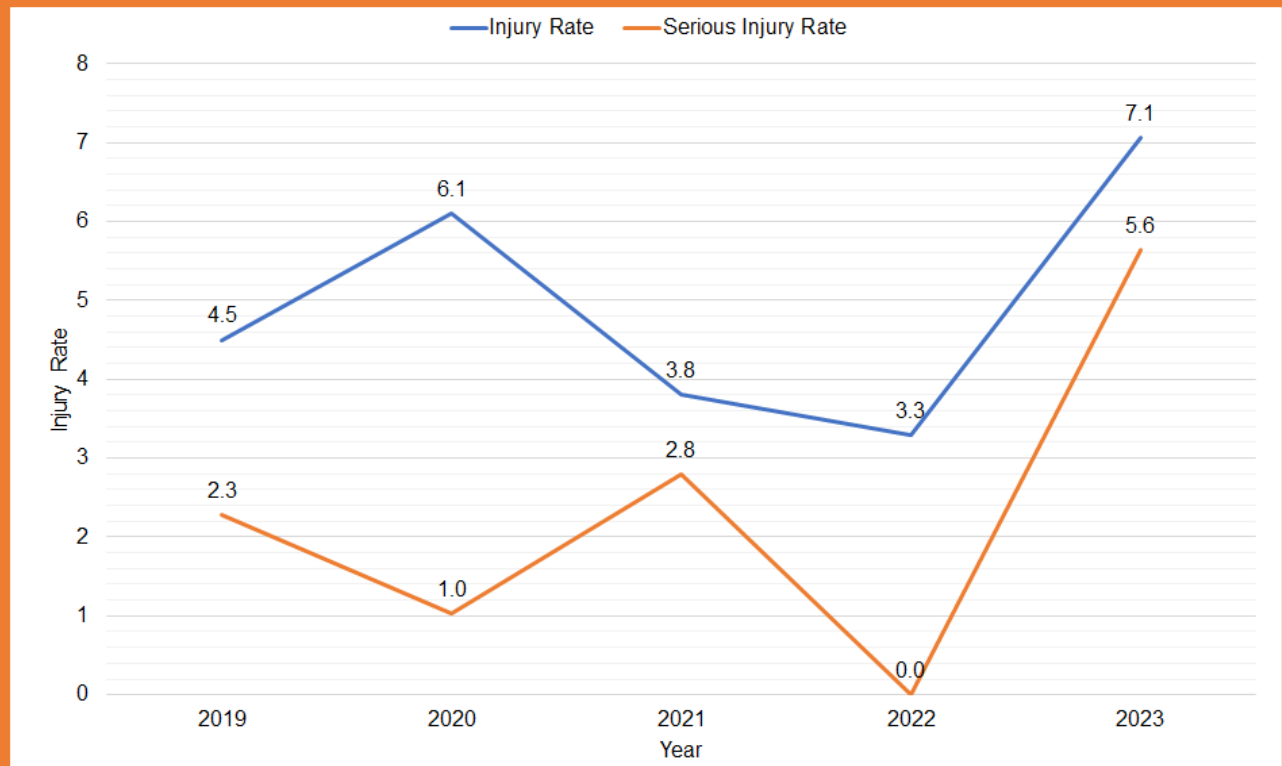
BC Forest Safety

Safety is **good** business





Helicopter Logging (CU 703019) Time-loss Claims 2019 - 2023





Helicopter Logging (CU 703019) Time-loss Claims 2019 - 2023

	2019	2020	2021	2022	2023
Injury Prevention					
# Time Loss Claims	6	6	4	3	5
# Person Years	132	97	106	91	71
Injury Rate	4.55	6.17	3.79	3.30	7.06
# Inspection Reports	17	16	8	4	3
# Other Contacts	1	7	3	5	3
# Orders	4	0	1	1	0
# Net Penalties Imposed	0	0	0	0	0
# Warning Letters Sent	0	0	0	0	0
Injury Recovery					
Six Month Truncated Duration	105	79	83	120	77
# RTW (<= 4 Weeks)	2	0	0	1	1
# RTW (<= 26 Weeks)	6	5	2	5	3
# RTW (26 +Weeks)	1	0	3	0	2
Claim Summary					
# Time Loss Claims	6	6	4	3	5
# Work Related Deaths					
# First Paid LTD Claims	0	3	2	1	0
# Serious Injury Claims	3	1	3	0	4
% Serious Injury Claims	50%	17%	75%	0%	80%
Serious Injury Rate	2.28	1.03	2.84	0.00	5.64
# Sprains And Strains Claims	3	5	1	3	0
# Long Recovery Sprains and Strains Claims	2	1	1	3	0
% of Sprains and Strains that are Long Recovery	67%	20%	100%	100%	NaN
Long Recovery Sprains and Strains Claims Rate	1.52	1.03	0.95	3.30	0.00
# STD/LTD/Fata Claims	9	7	4	4	5
# Young Worker Claims	2	1	1	0	0
# Mature Worker Claims	0	0	0	1	1
# First Paid MSI Claims	0	0	0	0	1
# MSI Claims					1
MSI Injury Rate					1.41
# MVI Claims	0	0	0	0	0
# AOV Claims	0	0	0	0	0
# Overexertion Claims	0	0	0	0	1
# Fall on Same Level Claims	1	2	0	0	0
Average Completed Duration	166	118	269	96	102
% High Duration Claims	50%	29%	67%	33%	33%
Total Work Days Lost	1,410	984	505	314	595
Claim Cost Paid	\$722,785	\$865,604	\$840,849	\$869,533	\$547,114
Assessments					
# Employer-CUs	17	17	19	19	25
Assessable Payroll	\$9,275,816	\$6,981,174	\$8,125,595	\$7,675,294	\$6,536,223
Assessments Amount	\$779,014	\$438,948	\$409,175	\$261,230	\$158,136