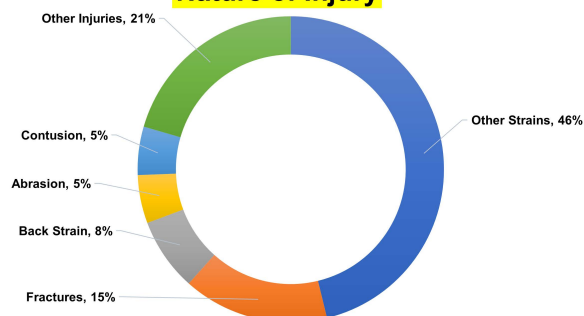


HARVESTING

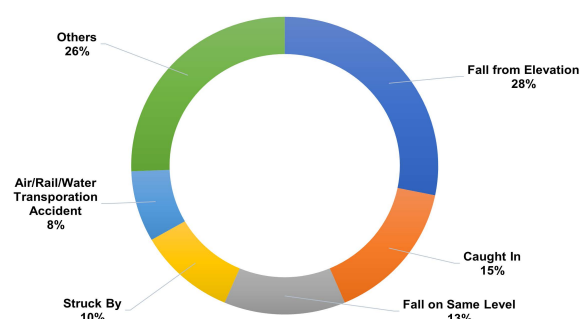
FACT SHEET

Helicopter Logging (CU 703019) Time-loss Claims 2018 - 2022

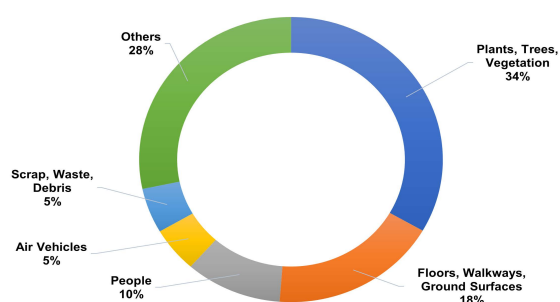
Nature of Injury



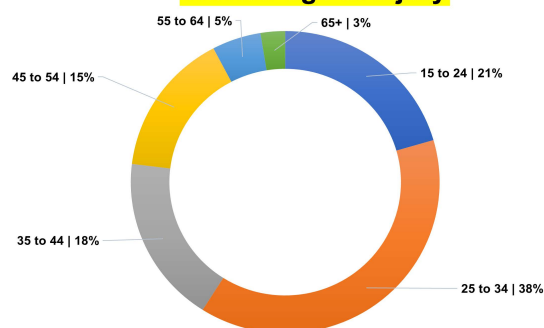
Mechanism of Injury



Source of Injury



Worker age at Injury




Quick Facts

- 39 total time-loss claims
- \$106,543 average claim cost
- 138 average work days lost
- 26% are serious injury claims
- 28% recovery strains and sprains



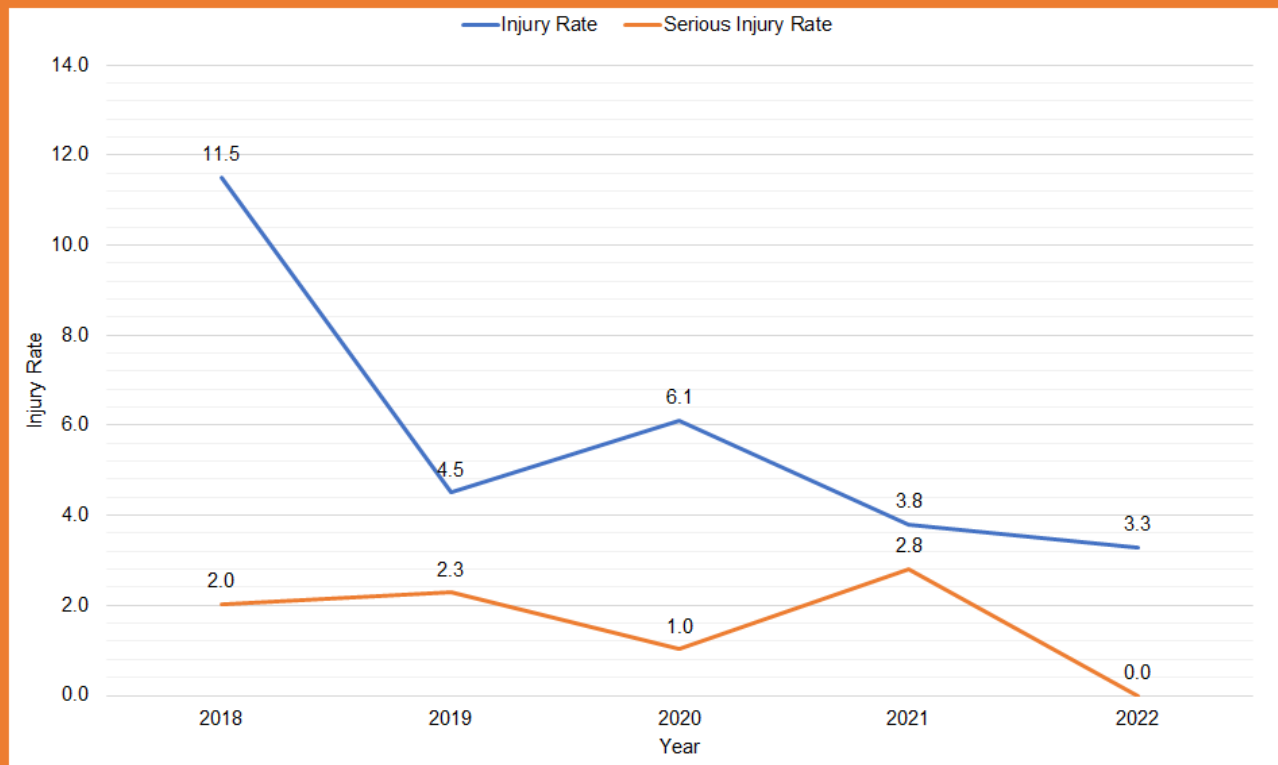
BC Forest Safety

Safety is **good** business





Helicopter Logging (CU 703019) Time-loss Claims 2018 - 2022



HARVESTING

FACT SHEET



Helicopter Logging (CU 703019) Time-loss Claims 2018 - 2022

	2018	2019	2020	2021	2022
Injury Prevention					
# Time Loss Claims	17	6	6	4	3
# Person Years	148	132	97	106	91
Injury Rate	11.48	4.55	6.16	3.78	3.29
# Inspection Reports	6	17	16	8	4
# Other Contacts	4	1	7	3	4
# Orders	12	4	0	1	1
# Net Penalties Imposed	0	0	0	0	0
# Warning Letters Sent	0	0	0	0	0
Injury Recovery					
Six Month Truncated Duration	69	105	79	83	120
# RTW (<= 4 Weeks)	7	2	0	0	1
# RTW (<= 26 Weeks)	12	6	5	2	5
# RTW (26 +Weeks)	1	1	0	3	0
Claim Summary					
# Time Loss Claims	17	6	6	4	3
# Work Related Deaths					
# First Paid LTD Claims	3	0	3	2	1
# Serious Injury Claims	3	3	1	3	0
% Serious Injury Claims	18%	50%	17%	75%	0%
Serious Injury Rate	2.03	2.28	1.03	2.83	0.00
# Sprains And Strains Claims	10	3	5	1	3
# Long Recovery Sprains and Strains Claims	4	2	1	1	3
% of Sprains and Strains that are Long Recovery	40%	67%	20%	100%	100%
Long Recovery Sprains and Strains Claims Rate	2.70	1.52	1.03	0.94	3.29
# STD/LTD/Fata Claims	15	9	7	4	4
# Young Worker Claims	4	2	1	1	0
# Mature Worker Claims	2	0	0	0	1
# First Paid MSI Claims	3	0	0	0	0
# MSI Claims	3				
MSI Injury Rate	2.03				
# MVI Claims	0	0	0	0	0
Average Completed Duration	168	166	124	269	88
% High Duration Claims	33%	50%	38%	67%	25%
Total Work Days Lost	2,172	1,410	984	505	314
Claim Cost Paid	\$856,416	\$722,785	\$865,604	\$840,849	\$869,533
Assessments					
# Employer-CUs	16	17	17	19	19
Assessable Payroll	\$10,011,398	\$9,275,816	\$6,981,174	\$8,125,595	\$7,671,295
Assessments Amount	\$941,637	\$779,014	\$438,948	\$409,175	\$261,101