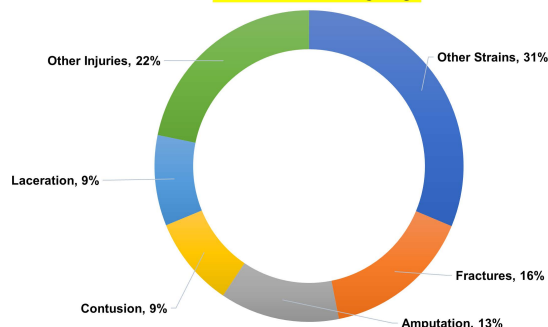


HARVESTING

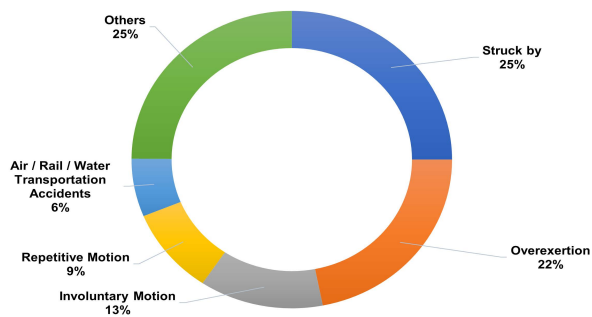
FACT SHEET

Shake Block Cutting (CU 703015) Time-loss Claims 2018 - 2022

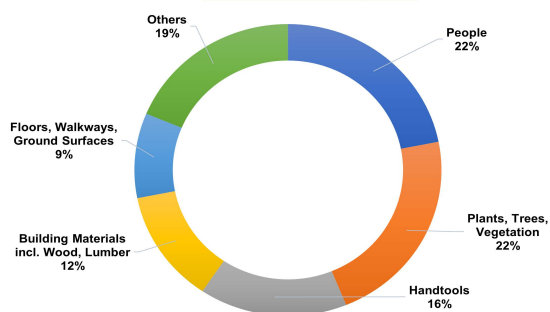
Nature of Injury



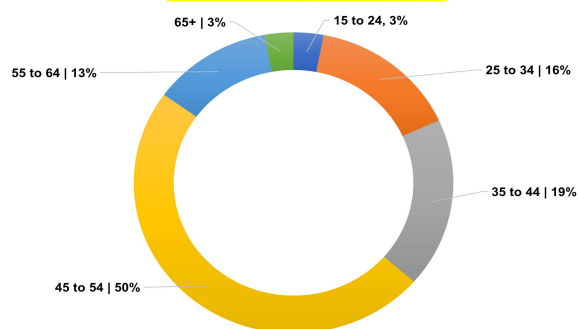
Mechanism of Injury



Source of Injury



Worker age at injury




Quick Facts

- 32 total time-loss claims
- \$137,507 average claim cost
- 127 average work days lost
- 50% are serious injury claims
- 25% recovery strains and sprains



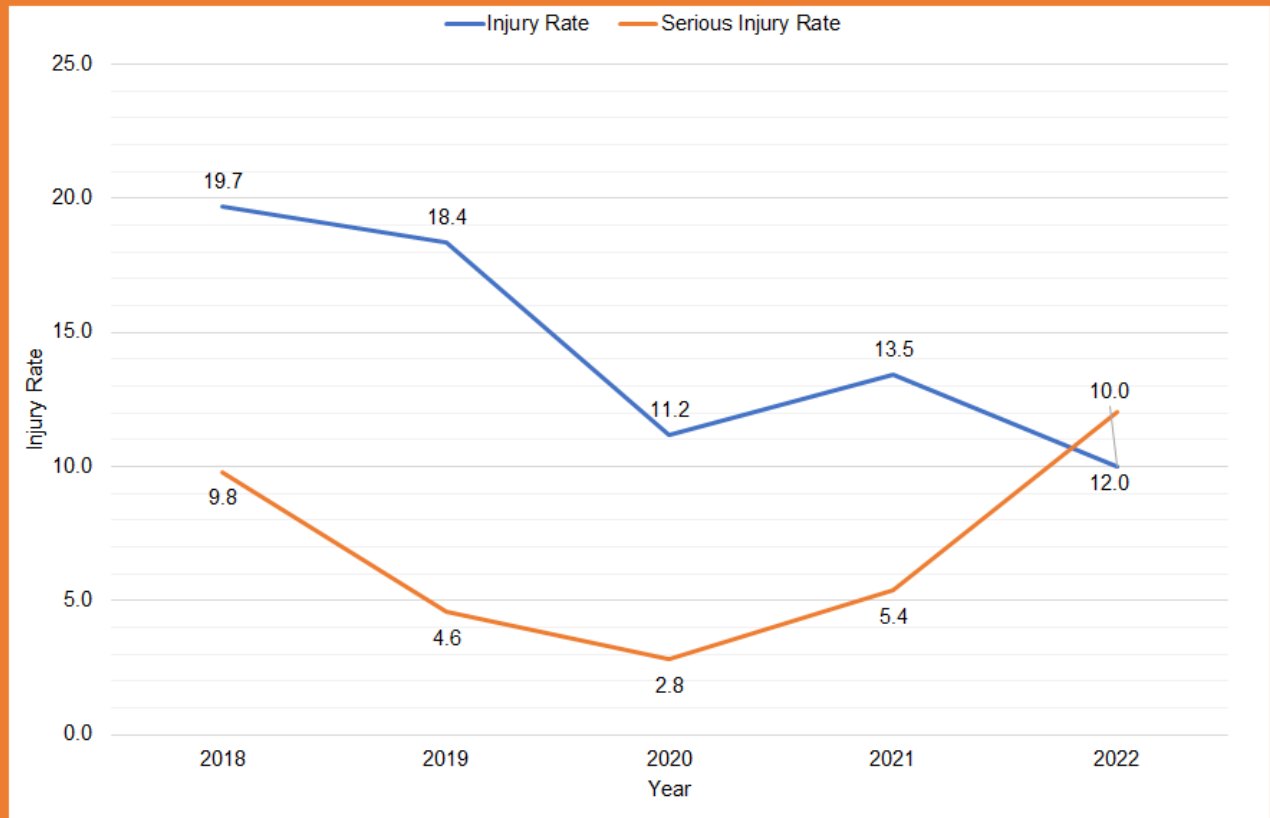
BC Forest Safety

Safety is **good** business





Shake Block Cutting (CU 703015) Time-loss Claims 2018 - 2022



HARVESTING

FACT SHEET



Shake Block Cutting (CU 703015) Time-loss Claims 2018 - 2022

	2018	2019	2020	2021	2022
Injury Prevention					
# Time Loss Claims	10	8	4	5	5
# Person Years	51	44	36	37	50
Injury Rate	19.70	18.36	11.17	13.45	10.01
# Inspection Reports	2	2	5	9	1
# Other Contacts	2	2	0	10	5
# Orders	5	0	0	12	0
# Net Penalties Imposed	0	0	0	0	0
# Warning Letters Sent	1	0	0	0	0
Injury Recovery					
Six Month Truncated Duration	91	77	107	65	112
# RTW (<= 4 Weeks)	2	2	1	1	1
# RTW (<= 26 Weeks)	6	4	2	5	2
# RTW (26 +Weeks)	1	2	0	3	0
Claim Summary					
# Time Loss Claims	10	8	4	5	5
# Work Related Deaths					2
# First Paid LTD Claims	1	3	2	6	3
# Serious Injury Claims	5	2	1	2	6
% Serious Injury Claims	50%	25%	25%	40%	120%
Serious Injury Rate	9.85	4.59	2.79	5.38	12.02
# Sprains And Strains Claims	5	4	1	1	0
# Long Recovery Sprains and Strains Claims	3	3	1	1	0
% of Sprains and Strains that are Long Recovery	60%	75%	100%	100%	NaN
Long Recovery Sprains and Strains Claims Rate	5.91	6.88	2.79	2.69	0.00
# STD/LTD/Fata Claims	10	9	4	4	5
# Young Worker Claims	0	0	1	0	0
# Mature Worker Claims	0	2	0	0	2
# First Paid MSI Claims	4	3	1	0	2
# MSI Claims	3	3	1	1	1
MSI Injury Rate	5.91	6.88	2.79	2.69	2.00
# MVI Claims	1	0	0	0	0
Average Completed Duration	202	121	216	126	73
% High Duration Claims	67%	43%	67%	40%	33%
Total Work Days Lost	1,225	1,261	828	286	464
Claim Cost Paid	\$453,353	\$971,217	\$1,283,611	\$838,253	\$853,793
Assessments					
# Employer-CUs	29	31	32	29	31
Assessable Payroll	\$3,101,553	\$2,654,951	\$2,448,801	\$2,680,349	\$3,800,196
Assessments Amount	\$213,097	\$189,360	\$159,314	\$142,393	\$161,038