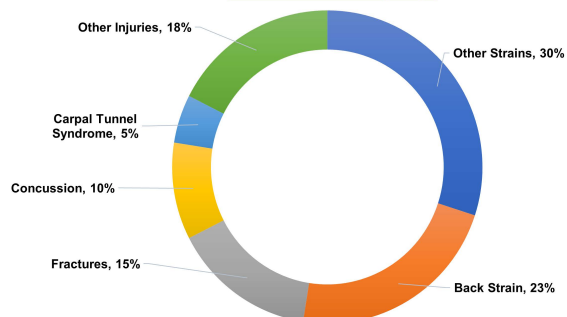


HARVESTING

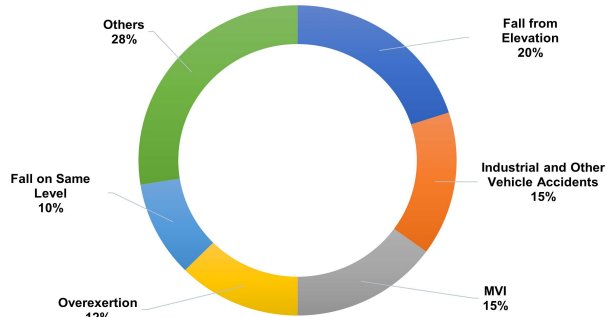
FACT SHEET

Mechanized Tree Falling (CU 703014) Time-loss Claims 2018 - 2022

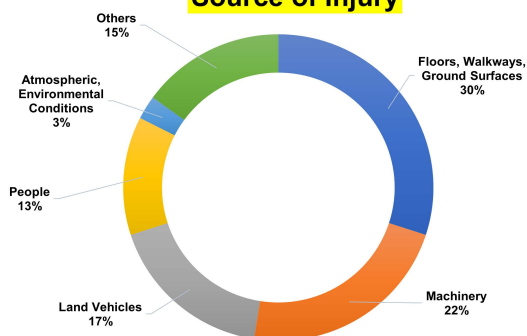
Nature of Injury



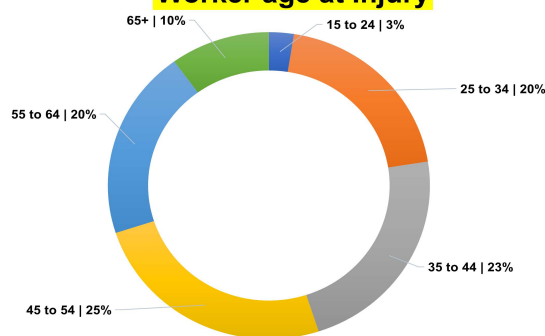
Mechanism of Injury



Source of Injury



Worker age at Injury




Quick Facts

- 40 total time-loss claims
- \$55,641 average claim cost
- 65 average work days lost
- 30% are serious injury claims
- 20% recovery strains and sprains



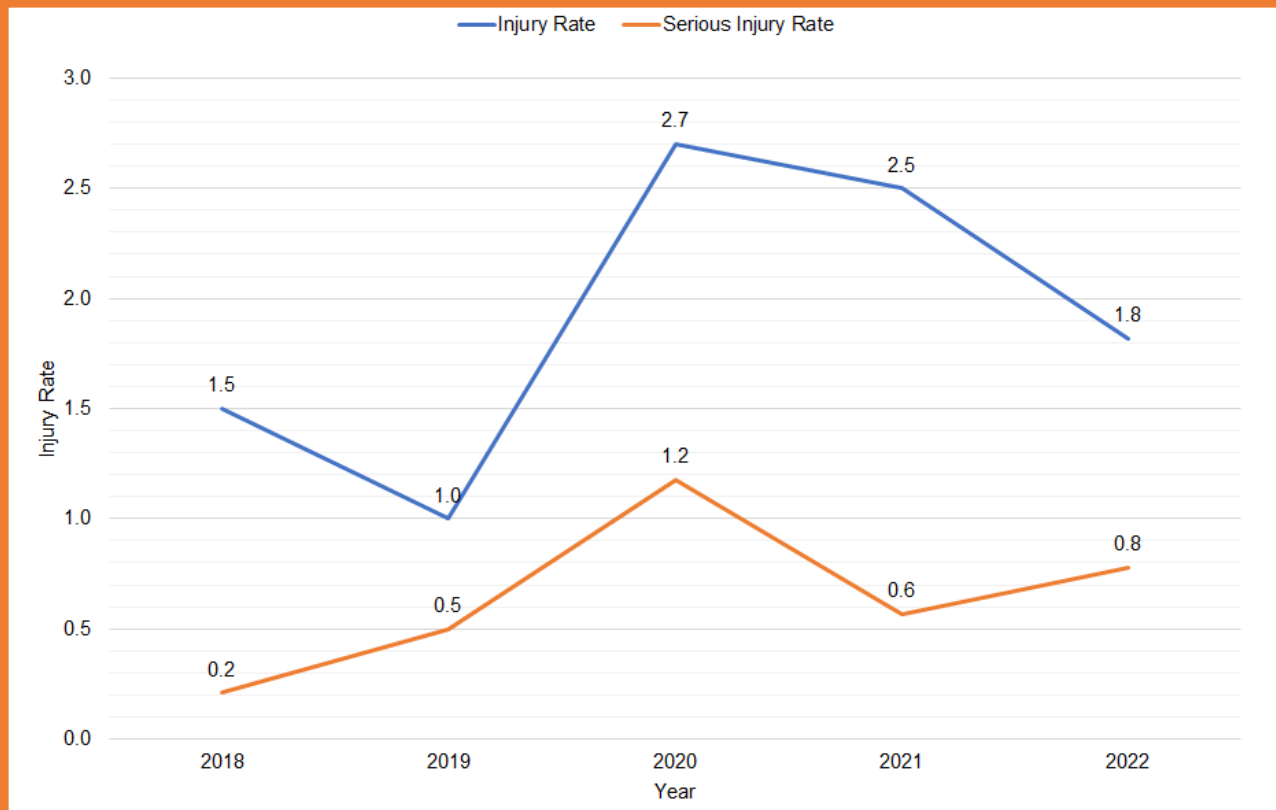
BC Forest Safety

Safety is **good** business





Mechanized Tree Falling (CU 703014) Time-loss Claims 2018 - 2022





Mechanized Tree Falling (CU 703014) Time-loss Claims 2018 - 2022

	2018	2019	2020	2021	2022
Injury Prevention					
# Time Loss Claims	7	4	9	9	7
# Person Years	474	413	338	355	384
Injury Rate	1.48	0.97	2.66	2.54	1.82
# Inspection Reports	68	55	46	32	38
# Other Contacts	14	11	5	1	6
# Orders	27	17	11	12	17
# Net Penalties Imposed	0	0	0	0	0
# Warning Letters Sent	1	1	0	0	0
Injury Recovery					
Six Month Truncated Duration	33	28	115	22	99
# RTW (<= 4 Weeks)	3	3	1	6	1
# RTW (<= 26 Weeks)	6	5	2	9	6
# RTW (26 +Weeks)	1	0	2	0	1
Claim Summary					
# Time Loss Claims	7	4	9	9	7
# Work Related Deaths					
# First Paid LTD Claims	5	2	2	2	2
# Serious Injury Claims	1	2	4	2	3
% Serious Injury Claims	14%	50%	44%	22%	43%
Serious Injury Rate	0.21	0.48	1.18	0.56	0.78
# Sprains And Strains Claims	6	1	4	5	4
# Long Recovery Sprains and Strains Claims	1	0	4	1	2
% of Sprains and Strains that are Long Recovery	17%	0%	100%	20%	50%
Long Recovery Sprains and Strains Claims Rate	0.21	0.00	1.18	0.28	0.52
# STD/LTD/Fata Claims	9	5	7	11	8
# Young Worker Claims	0	0	0	0	1
# Mature Worker Claims	3	2	1	4	2
# First Paid MSI Claims	2	0	2	1	2
# MSI Claims	2		2	2	1
MSI Injury Rate	0.42		0.59	0.56	0.26
# MVI Claims	2	0	2	1	1
Average Completed Duration	102	26	112	77	99
% High Duration Claims	36%	0%	33%	27%	33%
Total Work Days Lost	665	131	642	666	477
Claim Cost Paid	\$641,696	\$680,081	\$305,698	\$338,048	\$260,122
Assessments					
# Employer-CUs	193	189	160	162	171
Assessable Payroll	\$31,948,166	\$28,887,543	\$25,565,003	\$28,852,997	\$33,882,957
Assessments Amount	\$1,745,320	\$1,553,713	\$1,064,728	\$1,122,832	\$1,195,744