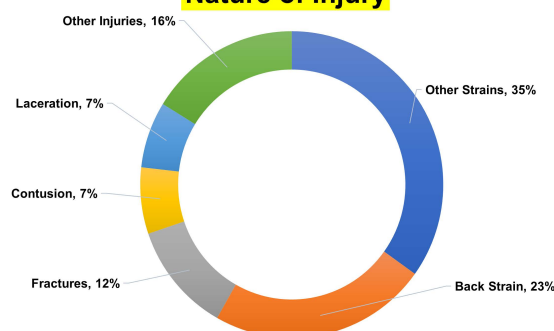


# HARVESTING

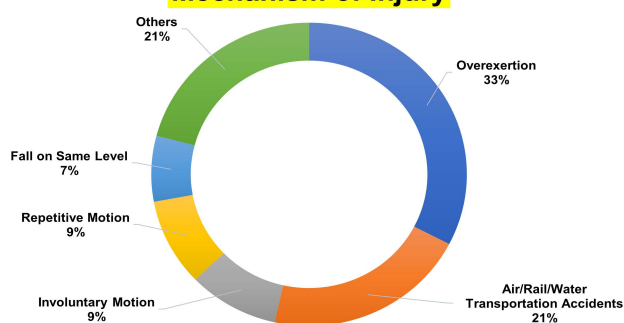
## FACT SHEET

### Log Booming or Marine Log Salvage (CU 703009) Time-loss Claims 2018 - 2022

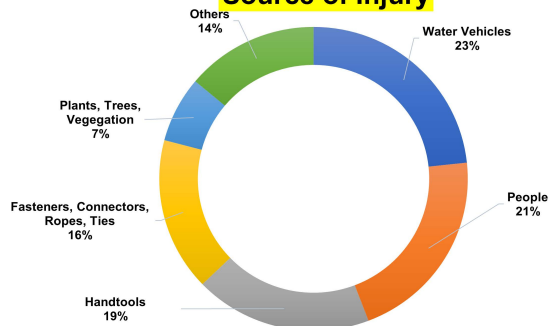
#### Nature of Injury



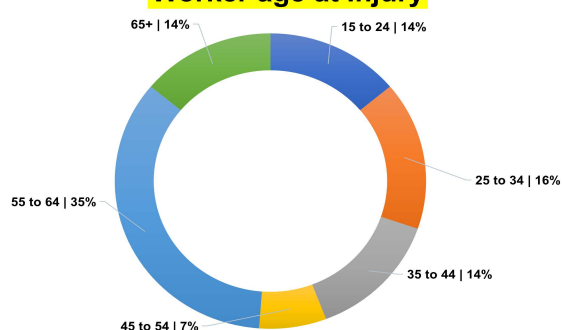
#### Mechanism of Injury



#### Source of Injury



#### Worker age at Injury




#### Quick Facts

- 43 total time-loss claims
- \$89,645 average claim cost
- 115 average work days lost
- 16% are serious injury claims
- 30% recovery strains and sprains



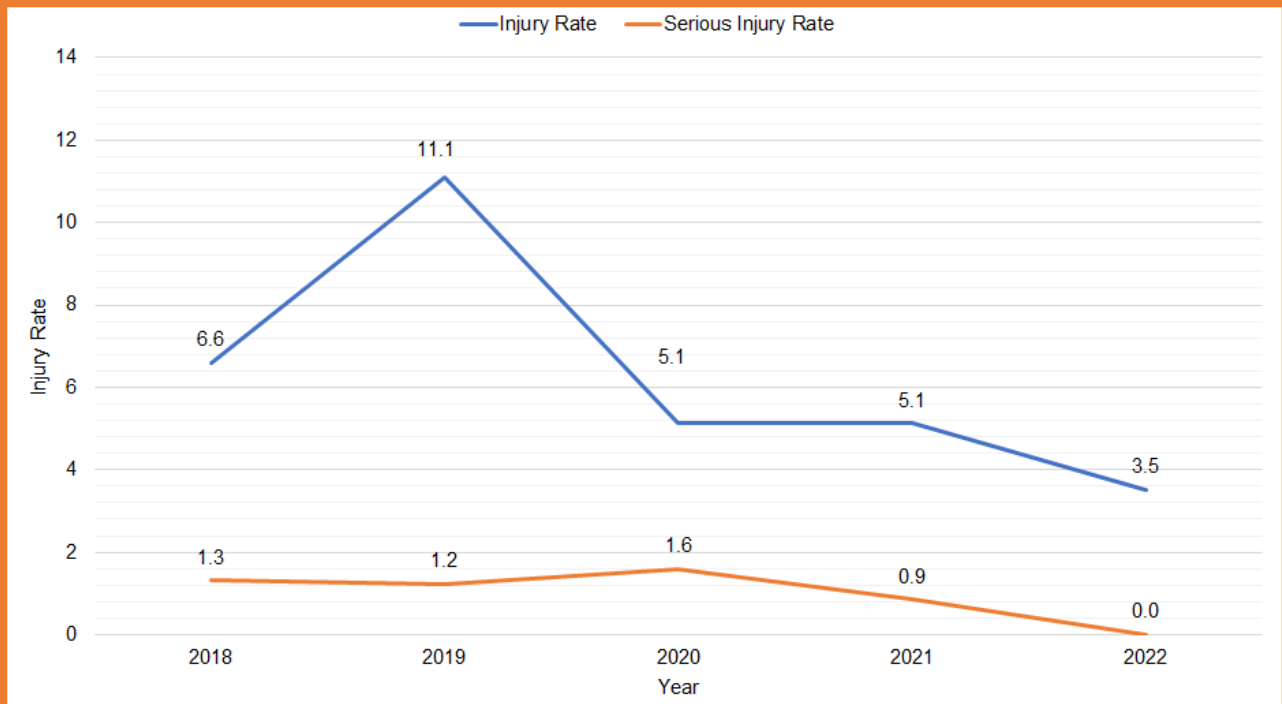
**BC Forest Safety**

Safety is **good** business





### Log Booming or Marine Log Salvage (CU 703009) Time-loss Claims 2018 - 2022





### Log Booming or Marine Log Salvage (CU 703009) Time-loss Claims 2018 - 2022

	2018	2019	2020	2021	2022
<b>Injury Prevention</b>					
# Time Loss Claims	10	18	3	6	4
# Person Years	152	161	125	117	114
Injury Rate	6.57	11.16	2.40	5.12	3.52
# Inspection Reports	10	6	14	8	3
# Other Contacts	1	2	2	2	0
# Orders	2	4	8	6	4
# Net Penalties Imposed	0	0	0	0	0
# Warning Letters Sent	0	0	0	0	0
<b>Injury Recovery</b>					
Six Month Truncated Duration	68	56	104	55	29
# RTW (<= 4 Weeks)	4	7	1	3	3
# RTW (<= 26 Weeks)	5	14	2	4	7
# RTW (26 +Weeks)	2	0	1	0	0
<b>Claim Summary</b>					
# Time Loss Claims	10	18	3	6	4
# Work Related Deaths					
# First Paid LTD Claims	3	4	1	3	3
# Serious Injury Claims	2	2	2	1	0
% Serious Injury Claims	20%	11%	67%	17%	0%
Serious Injury Rate	1.31	1.24	1.60	0.85	0.00
# Sprains And Strains Claims	7	11	1	4	2
# Long Recovery Sprains and Strains Claims	4	6	0	2	1
% of Sprains and Strains that are Long Recovery	57%	55%	0%	50%	50%
Long Recovery Sprains and Strains Claims Rate	2.63	3.72	0.00	1.71	0.88
# STD/LTD/Fata Claims	9	19	5	6	4
# Young Worker Claims	1	3	1	0	1
# Mature Worker Claims	5	10	2	3	1
# First Paid MSI Claims	4	10	2	1	1
# MSI Claims	4	10	1	1	1
MSI Injury Rate	2.63	6.20	0.80	0.85	0.88
# MVI Claims	0	0	0	0	0
Average Completed Duration	107	214	115	96	312
% High Duration Claims	44%	25%	40%	50%	80%
Total Work Days Lost	1,035	1,241	915	952	808
Claim Cost Paid	\$984,422	\$739,987	\$465,308	\$949,959	\$715,044
<b>Assessments</b>					
# Employer-CUs	51	50	46	44	42
Assessable Payroll	\$10,380,452	\$10,828,961	\$9,173,808	\$9,617,658	\$9,541,477
Assessments Amount	\$683,872	\$730,661	\$518,431	\$460,649	\$361,737