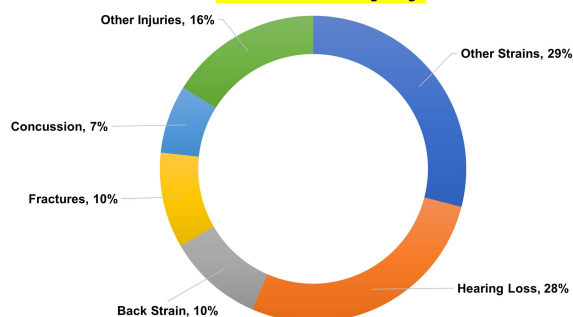


HARVESTING

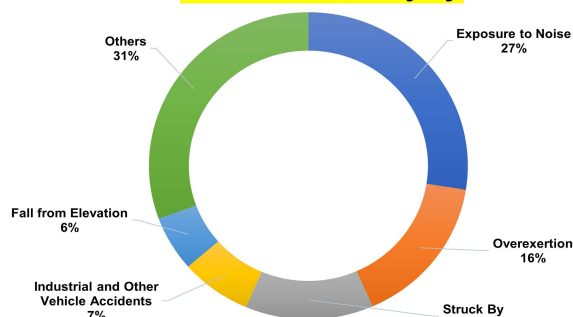
FACT SHEET

Ground Skidding, Horse Logging or Log Loading (CU 703006) Time-loss Claims 2018 - 2022

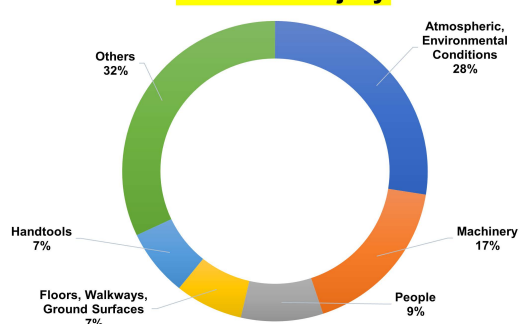
Nature of Injury



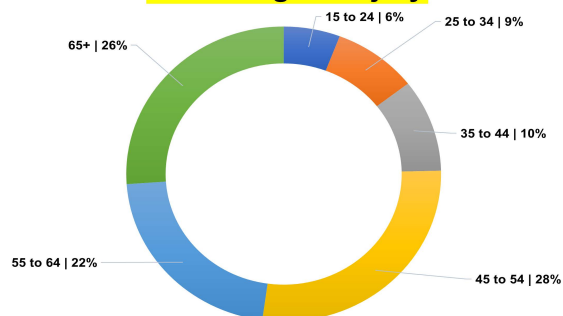
Mechanism of Injury



Source of Injury



Worker age at Injury




Quick Facts

- 69 total time-loss claims
- \$209,028 average claim cost
- 101 average work days lost
- 19% are serious injury claims
- 12% recovery strains and sprains



BC Forest Safety

Safety is **good** business

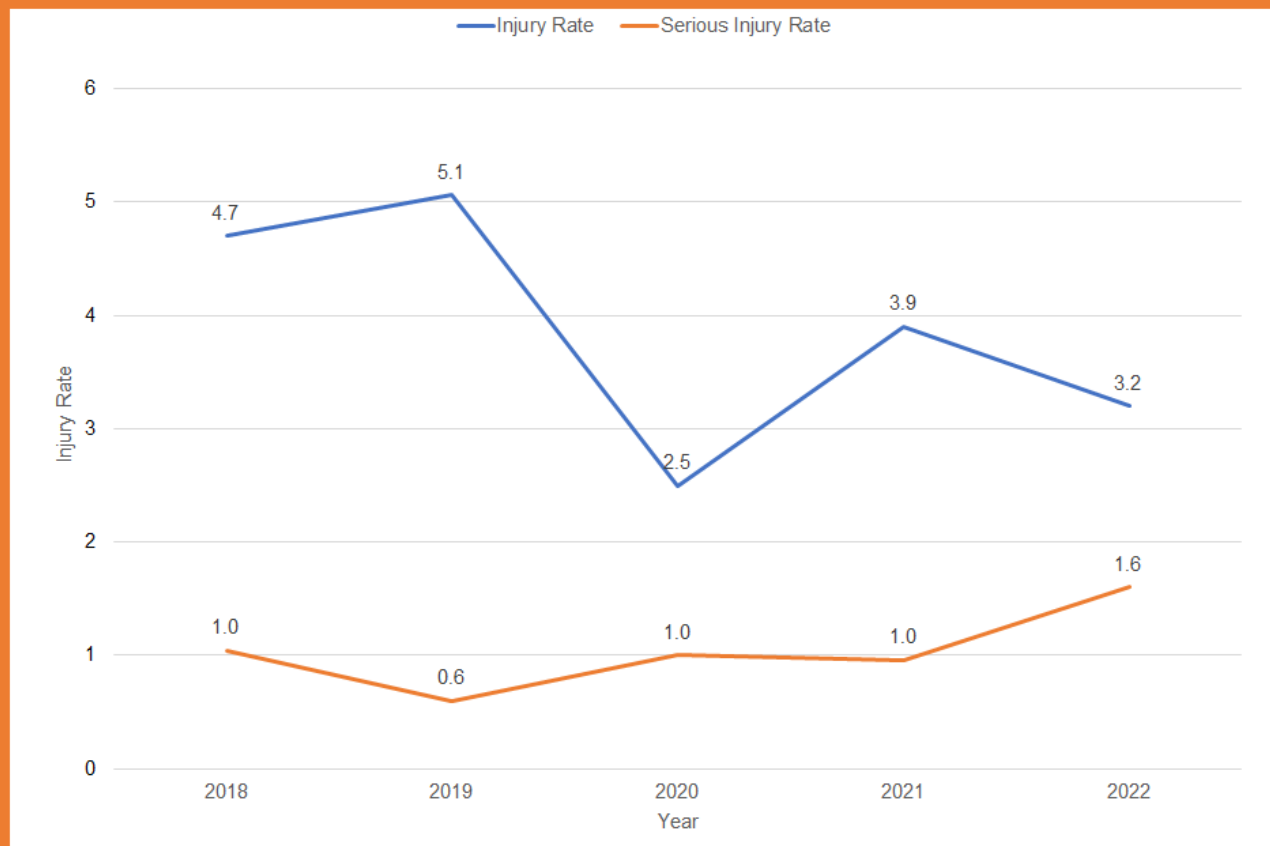


HARVESTING

FACT SHEET



Ground Skidding, Horse Logging or Log Loading (CU 703006) Time-loss Claims 2018 - 2022



HARVESTING

FACT SHEET



Ground Skidding, Horse Logging or Log Loading (CU 703006) Time-loss Claims 2018 - 2022

	2018	2019	2020	2021	2022
Injury Prevention					
# Time Loss Claims	18	17	5	8	6
# Person Years	384	336	200	207	187
Injury Rate	4.69	5.06	2.50	3.86	3.20
# Inspection Reports	69	60	62	63	58
# Other Contacts	19	14	5	1	5
# Orders	36	39	21	43	52
# Net Penalties Imposed	0	0	1	0	0
# Warning Letters Sent	0	2	1	1	1
Injury Recovery					
Six Month Truncated Duration	62	48	53	69	31
# RTW (<= 4 Weeks)	6	6	1	1	1
# RTW (<= 26 Weeks)	13	11	1	5	5
# RTW (26 +Weeks)	1	1	0	1	1
Claim Summary					
# Time Loss Claims	18	17	5	8	6
# Work Related Deaths					1
# First Paid LTD Claims	6	10	9	7	6
# Serious Injury Claims	4	2	2	2	3
% Serious Injury Claims	22%	12%	40%	25%	50%
Serious Injury Rate	1.04	0.60	1.00	0.96	1.60
# Sprains And Strains Claims	8	8	2	2	0
# Long Recovery Sprains and Strains Claims	5	1	1	1	0
% of Sprains and Strains that are Long Recovery	63%	13%	50%	50%	NaN
Long Recovery Sprains and Strains Claims Rate	1.30	0.30	0.50	0.48	0.00
# STD/LTD/Fata Claims	19	22	8	10	10
# Young Worker Claims	2	1	1	0	0
# Mature Worker Claims	7	8	6	6	6
# First Paid MSI Claims	2	5	2	0	2
# MSI Claims	3	4	2	1	
MSI Injury Rate	0.78	1.19	1.00	0.48	
# MVI Claims	2	1	0	0	0
Average Completed Duration	248	116	161	299	363
% High Duration Claims	67%	43%	50%	57%	60%
Total Work Days Lost	2,143	1,348	1,921	1,152	431
Claim Cost Paid	\$4,689,961	\$2,883,589	\$2,859,631	\$1,977,792	\$2,011,985
Assessments					
# Employer-CUs	216	205	173	177	177
Assessable Payroll	\$26,524,836	\$23,846,279	\$15,118,503	\$16,995,303	\$16,403,272
Assessments Amount	\$1,496,722	\$1,378,371	\$714,228	\$693,013	\$559,355