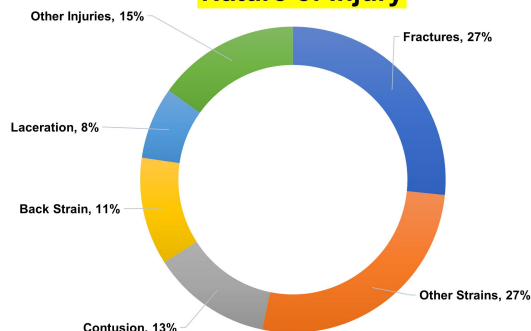


HARVESTING

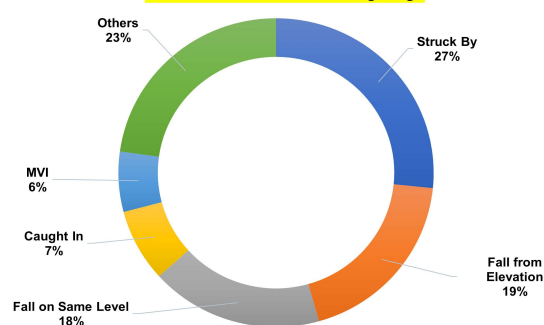
FACT SHEET

Cable or Hi-Lead Logging (CU 703003) Time-loss Claims 2018 - 2022

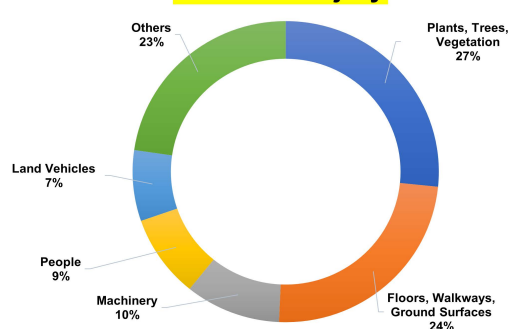
Nature of Injury



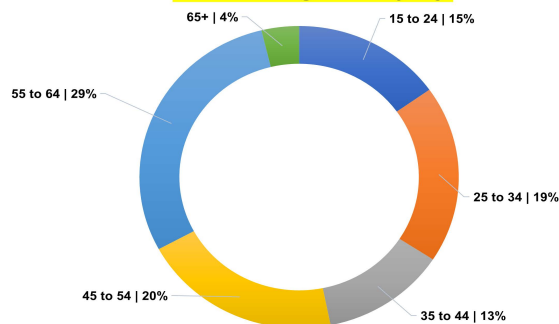
Mechanism of Injury



Source of Injury



Worker age at Injury




Quick Facts

- 79 total time-loss claims
- \$106,157 average claim cost
- 95 average work days lost
- 35% are serious injury claims
- 13% recovery strains and sprains



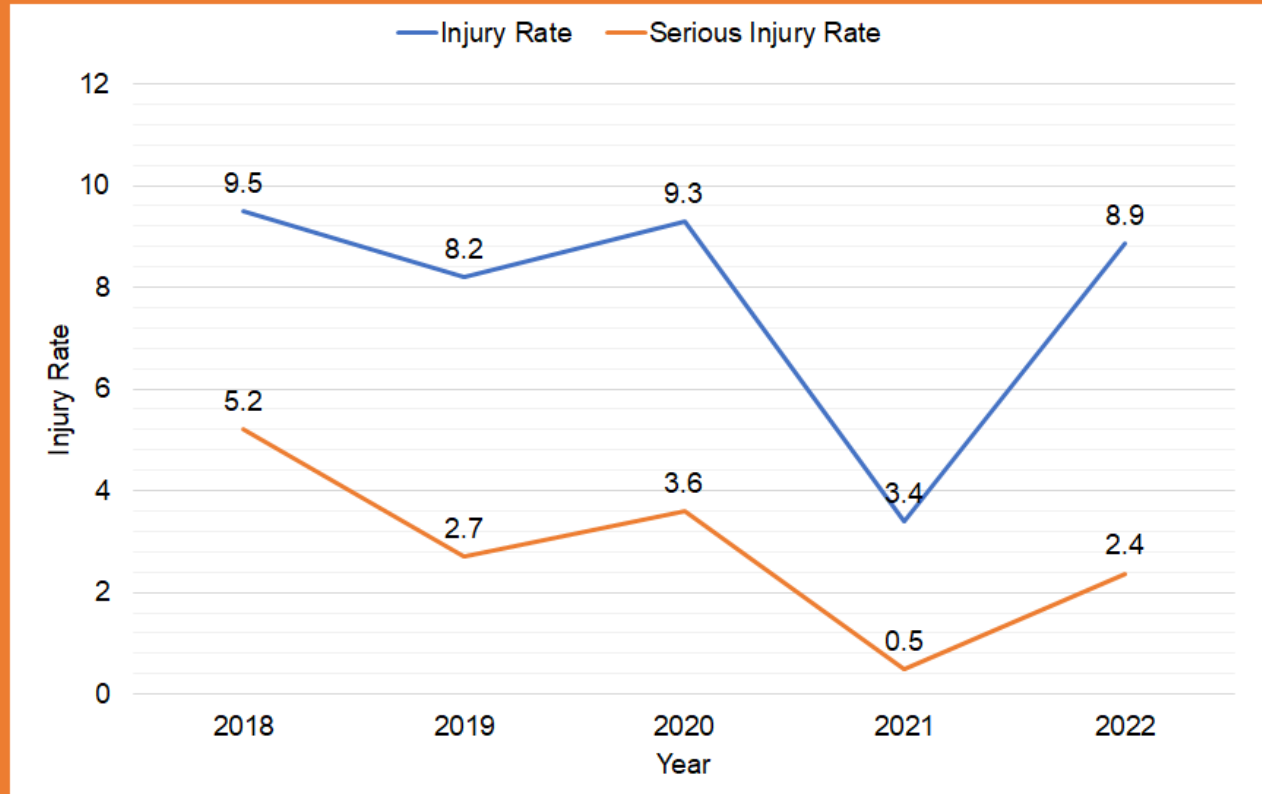
BC Forest Safety

Safety is **good** business





Cable or Hi-Lead Logging (CU 703003) Time-loss Claims 2018 - 2022



HARVESTING

FACT SHEET



Cable or Hi-Lead Logging (CU 703003) Time-loss Claims 2018 - 2022

	2018	2019	2020	2021	2022
Injury Prevention					
# Time Loss Claims	20	15	18	7	15
# Person Years	210	183	193	204	169
Injury Rate	9.54	8.18	9.31	3.44	8.87
# Inspection Reports	39	42	60	53	62
# Other Contacts	9	15	10	4	9
# Orders	21	35	27	19	41
# Net Penalties Imposed	0	0	1	0	2
# Warning Letters Sent	0	0	0	0	1
Injury Recovery					
Six Month Truncated Duration	76	61	53	46	66
# RTW (<= 4 Weeks)	6	5	8	4	2
# RTW (<= 26 Weeks)	11	10	13	6	4
# RTW (26 +Weeks)	0	3	0	3	0
Claim Summary					
# Time Loss Claims	20	15	18	7	15
# Work Related Deaths			1		
# First Paid LTD Claims	4	4	8	7	2
# Serious Injury Claims	11	5	7	1	4
% Serious Injury Claims	55%	33%	39%	14%	27%
Serious Injury Rate	5.25	2.73	3.62	0.49	2.37
# Sprains And Strains Claims	5	7	7	2	6
# Long Recovery Sprains and Strains Claims	1	1	3	1	4
% of Sprains and Strains that are Long Recovery	20%	14%	43%	50%	67%
Long Recovery Sprains and Strains Claims Rate	0.48	0.55	1.55	0.49	2.37
# STD/LTD/Fata Claims	20	18	21	7	13
# Young Worker Claims	4	3	2	0	3
# Mature Worker Claims	2	9	8	2	5
# First Paid MSI Claims	0	4	1	1	2
# MSI Claims	1	3		1	2
MSI Injury Rate	0.48	1.64		0.49	1.18
# MVI Claims	1	1	0	3	0
Average Completed Duration	109	189	131	151	176
% High Duration Claims	29%	35%	44%	33%	50%
Total Work Days Lost	2,333	1,659	1,298	1,131	1,101
Claim Cost Paid	\$1,673,566	\$1,472,448	\$2,043,871	\$1,854,666	\$1,341,830
Assessments					
# Employer-CUs	50	46	45	42	35
Assessable Payroll	\$14,534,914	\$13,000,947	\$14,777,902	\$16,916,860	\$14,763,874
Assessments Amount	\$1,074,163	\$916,349	\$867,939	\$871,433	\$624,399