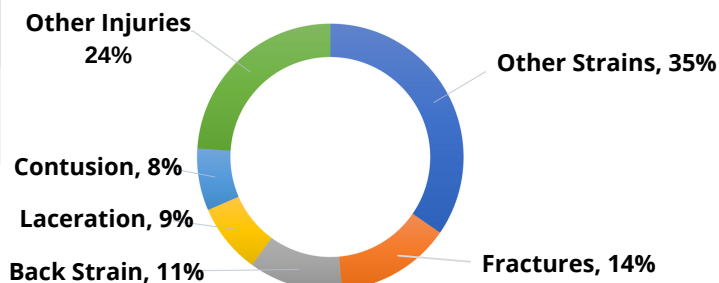


# HARVESTING

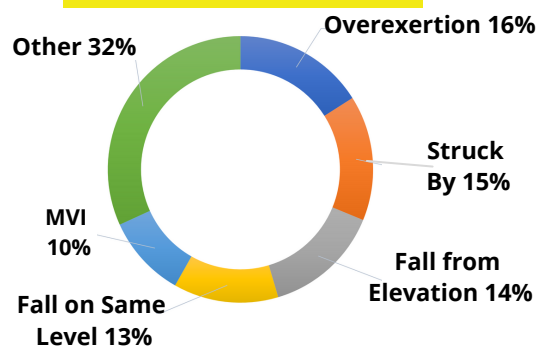
## FACT SHEET

### Harvesting Aggregate Time-loss Claims 2015 - 2019

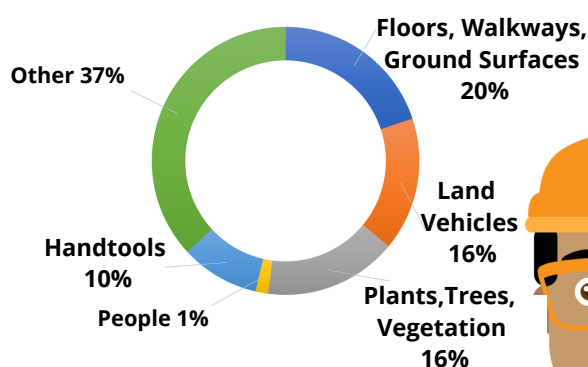
#### Nature of Injury




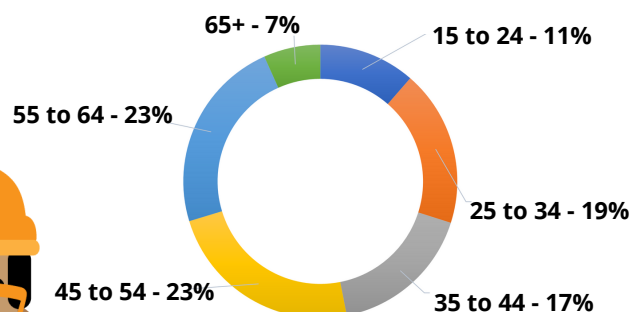
#### Mechanism of Injury



#### Source of Injury



#### Worker Age at Injury



**BC Forest Safety**

Safety is **good** business

#### Quick Facts

- 4655 total time-loss claims
- \$52,186 average claim cost
- 68 average work days lost
- 23% are serious injury claims
- 17% recovery strains and sprains

# HARVESTING

## FACT SHEET



Harvesting Aggregate

